



**MORELO**  
FIRST CLASS REISEMOBILE

# PRICE LIST 2024

HOME | LOFT . LOFT LINER | PALACE . PALACE LINER | EMPIRE LINER | GRAND EMPIRE





	<b>HOME</b>	<b>LOFT</b>	<b>LOFT LINER</b>
	<b>IVECO Daily</b>	<b>IVECO Daily</b>	<b>IVECO Eurocargo</b>
<b>Technical specifications</b>			
Base vehicle	50 C 18	70 C 18	75 E 21 100 E 22 / 120 E 28
Cubic capacity starting at	3,0 l	3,0 l	4,5 l
Max. power (kW/HP) starting at	129 / 175	129 / 175	152 / 207
Length starting at	7,81 m	8,28 m	8,28 m
Width	2,35 m	2,40 m	2,40 / 2,50 m
Height	3,32 m	3,41 m	3,46 / 3,68m
Interior standing height	1,98 m	2,02 m	2,02 m
Driving licence class	C1	C1	C1 / C
Double floor height	366 mm	366 mm	420 mm / 480 mm
Fresh water / grey water tank capacity (ca.)	240 l / 200 l	300 l / 200 l	360 l / 250 l
Black water tank capacity (ca.)	□ 200 l	□ 200 l	□ 250 l
Car garage option	×	×	□
Price from	191.500,00 €	228.800,00 €	274.200,00 €

#### Standard equipment / optional extras

Toilet with fixed tank	□	□	□
Floor heating	□	□	□
Air conditioner in cab	□	□	■
Engine heat exchanger	□	□	■
LED reversing lights	□	□	■
Flush windows in the cab	×	■	■
Heki 3 in living room	□	□	□
Entrance area with 2 drawers	×	×	■
Top Class cabin door	×	□	■
Premium bathroom	×	×	×
Dashboard with ambient lighting, refrigerated compartment	□	■	■
Premium cockpit	□	■	■
Wheel trims	□	□	□
Air-suspended swivel seats	□	□	□
Front / rear axle air suspension	□ / □	□ / □	○
Automatic gearbox	□	□	■

#### Prices in Euro (incl. 20% VAT)

■ Standard equipment	× Not available
□ Special equipment	○ See price list

<b>PALACE</b>	<b>PALACE LINER</b>	<b>EMPIRE LINER</b>	<b>EMPIRE LINER</b>	<b>GRAND EMPIRE</b>
<b>IVECO Daily</b>	<b>Mercedes-Benz Atego</b>	<b>Mercedes-Benz Atego</b>	<b>Mercedes-Benz Actros</b>	<b>Mercedes-Benz Actros</b>
70 C 18	1230 L or 1530 L	1230 L or 1530 L	1840 L or 1846 L	1853 L or 2553 L
3,0 l	7,7 l	7,7 l	10,7 l	12,8 l
129 / 175	220 / 299	220 / 299	290 / 394	390 / 530
8,69 m	8,99 m	9,65 m	10,05 m	10,45 m
2,40 / 2,50 m	2,50 m	2,55 m	2,55 m	2,55 m
3,49 m	3,72 m	3,76 m	3,86 m	3,86 m
2,06 m	2,06 m	2,10 m	2,10 m	2,10 m
C1	C	C	C	C
420 mm	480 mm	480 mm	480 mm	480 mm
360 l / 250 l	360 l / 250 l	410 l / 280 l	410 l / 280 l	410 l / 280 l
250 l	250 l	280 l	280 l	280 l
□	□	□	□	■
270.150,00 €	373.000,00 €	464.750,00 €	542.400,00 €	732.000,00 €
■	■	■	■	■
■	■	■	■	■
■	■	■	■	■
■	■	■	■	■
■	■	■	■	■
■	■	■	■	■
■	■	■	■	■
■	■	■	■	■
■	■	■	■	■
■	■	■	■	■
■	■	■	■	■
■	■	■	■	■
■	■	■	■	■
□	×	×	×	×
□	□	■	■	■
□ / ○	■	■	■	■
□	■	■	■	■



# WELCOME HOME

---

**Anybody who travels a lot enjoys being at home.** And the comfort it offers.

The MORELO HOME surrounds you with luxury and gives you a home on the move.

It gives you the freedom to be untethered, to travel to the most scenic locations, to reach new destinations, to make new discoveries. And to feel at home every step of the way.

MODEL OVERVIEW  
MORELO HOME ON IVECO DAILY

HOME 78 L



HOME 82 LS



HOME 82 M



HOME



HOME 78 L

HOME 82 LS



incl. scooter garage



incl. scooter garage

IVECO Daily  
50 C 18

IVECO Daily  
50 C 18

	IVECO Daily 50 C 18	IVECO Daily 50 C 18	
<b>ENGINE</b>	Serial diesel engine (cylinders)	4	4
	Cubic capacity (litres)	3,0	3,0
	Max. power (kW/HP)	129 / 175	129 / 175
	Max. torque (Nm)	430	430
	Emission class	EURO VI e	EURO VI e
<b>WEIGHT</b>	Technically permissible max. weight (kg) <sup>1</sup>	5.600 (5.800) <sup>2</sup>	5.600 (5.800) <sup>2</sup>
	Mass in running order (kg) <sup>1</sup>	4.450	4.525
	Payload (kg) <sup>1</sup>	1.150 (1.350)	1.075 (1.275)
	Tow load with fixed / removable ball head (kg)	3.500	3.500
	Permissible max. train weight w. fixed / removable ball head (kg)	9.100	9.100
<b>DIMENSIONS</b>	Total length (mm)	7.810	8.210
	Total width (mm)	2.350	2.350
	Total height (mm)	3.320 <sup>3</sup>	3.320 <sup>3</sup>
	Wheel base (mm)	4.100	4.350
	Lounge bench, left (mm)	1.360 x 1.000	1.360 x 1.000
	Couch, right (mm)	760 x 630	760 x 630
	Rear bed (mm)	2 x 2.000 x 1.030	2 x 2.000 x 1.030
	Drop-down bed (option) (mm)	1.950 x 1.300	1.950 x 1.300
	Garage door passenger's side (Clear height x width in mm)	1.080 x 850	1.080 x 850
	€	<b>191.500,00 €</b>	<b>193.500,00 €</b>

Prices in Euro (incl. 20% VAT)

1) see back 2) only in combination with 'Chassis package' 3) if leaf springs on the rear axle + 100 mm



## HOME 82 M



incl. scooter garage

### IVECO Daily 50 C 18

ENGINE	Serial diesel engine (cylinders)	4
	Cubic capacity (litres)	3,0
	Max. power (kW/HP)	129 / 175
	Max. torque (Nm)	430
	Emission class	EURO VI e
WEIGHT	Technically permissible max. weight (kg) <sup>1</sup>	5.600 (5.800) <sup>2</sup>
	Mass in running order (kg) <sup>1</sup>	4.525
	Payload (kg) <sup>1</sup>	1.075 (1.275)
	Tow load with fixed / removable ball head (kg)	3.500
	Permissible max. train weight w. fixed / removable ball head (kg)	9.100
DIMENSIONS	Total length (mm)	8.210
	Total width (mm)	2.350
	Total height (mm)	3.320 <sup>3</sup>
	Wheel base (mm)	4.350
	Lounge bench, left (mm)	1.360 x 1.000
	Couch, right (mm)	760 x 630
	Rear bed (mm)	2.000 x 1.500
	Drop-down bed (option) (mm)	1.950 x 1.300
	Garage door passenger's side (Clear height x width in mm)	1.080 x 850
€		<b>193.500,00 €</b>

#### Prices in Euro (incl. 20% VAT)

1) see back 2) only in combination with 'Chassis package' 3) if leaf springs on the rear axle + 100 mm

Images and descriptions may contain options that are subject to surcharge.

# MORELO HOME | STANDARD EQUIPMENT

## ENGINE . CHASSIS . DRIVING SAFETY . COCKPIT . LIGHTS . STRUCTURE

	<b>Base vehicle MORELO HOME: IVECO Daily</b>	<b>5,6 t / 5,8 t</b>
<b>ENGINE</b>	Turbo diesel engine, with rear wheel drive	3,0 litres / 129 kW / 175 PS
	Fuel tank, in litres	90
	Emission class EURO VI e	AdBlue, 20 litres
	Manual transmission	6-gear
<b>CHASSIS</b>	Alternator	14 V / 250 A / 3.080 W
	Rear wheel drive with twin tires on the rear axle 	195 / 75 R 16
	Disc brakes, on front and rear axle	■
<b>DRIVING SAFETY</b>	Breakdown set, with warning triangle, first-aid kit, warning light, wheel chock and tire pressure kit	■
	Electronic anti-lock braking system (ABS)	■
	Traction control system (ASR)	■
	Electronical Stability Program (ESP)	■
	Cruise control	■
<b>COCKPIT</b>	Active tire pressure monitoring system	■
	Driver's cab seats, swiveling, with armrests and integrated belt system	
	Roller plissee behind windscreen, electrically activated, privacy screen function, darkening and sunblind	
	Panoramic windscreen with laminated glass, tinted	
	Side windows in driver's cab with tinted insulating glass	
	Independent dashboard	
	Steering wheel, adjustable in height and angle	
	Outside lateral rear-view mirrors	
	Raised driver's cab on special platform	
	Fully insulated driver's cab, new GRP module	
	Optimized noise insulation of engine compartment	
Sockets, 1 x USB charging and 2 x 230 V		
<b>LIGHTS</b>	Halogen main headlights, with optical lens and additional main beam	
	Fog lights	
	LED daytime running lights	
<b>STRUCTURE</b>	Side wall and roof thickness of 42 mm, 38 mm of which consists of closed-cell RTM hard foam	
	Aluminium roof profile rails, with rainwater channels to help keeping side walls clean	
	Side walls in alu-RTM-alu sandwich design, smooth and high-gloss	
	Roof in GRP-RTM-alu sandwich design, hail protection and low heat conductivity	
	Underfloor in GRP-RTM-GRP sandwich design, robust, corrosion-free, no timber used	
	Cold-bridge-free wall joint technology, using highly compressed rigid PU profiles	
	Lightning protection, Faraday cage	
	Heatable double floor, approximately 366 mm high, side access via external flaps	
	Entrance door with window, extra large, remote control, as well as blind and flyscreen	
	Interior entrance step, heated	
	Exterior entrance step, 1-step, electrically extendable with safety circuit	
	Rear garage with door to the right, floor rails with lashing eyelets and 230 V socket	
	Rear wall with fibreglass compound sandwich design, PU foam core	
	Plastic windows in living area, double-glazed and tinted, with pleated blackout blind and flyscreen	
	Entirely wood-free exterior structure	
Front and lateral skirting, from highly sturdy fibreglass compound		
External adhesives HOME in black		
Sturdy handle for easy entry, backlighted		

■ Standard equipment

LIVING ROOM + BEDROOM

- Floor covering made from easy-care, high-grade vinyl
- Flat living area floor, from the rear to the dashboard
- Skylight, with flyscreen and pleated blackout blind in the bedroom
- Double-glazed, Midi rooflight with flyscreen and pleated blackout blind in the living area
- Rear bed with slatted frame and multi-zone mattress
- Wardrobes with LED lighting
- Furniture fronts with metal hinges
- Microfibre upholstery, including driver and passenger seats
- Seating group with ergonomic upholstery, comfortable multi-layer design with diol-based padding and zip fasteners
- Extensible, sturdy table, with extensive sliding range, laminated
- Glass cabinet with LED lighting at the entrance, with assorted glassware and space for a TV set, incl. small pull-out cabinet
- Sockets in the living area and in the bedroom
- Wall panelling with colour-coordinated carpet
- Elegant pleated curtains

KITCHEN

- 177 litres compressor refrigerator with separate freezer compartment, dark-mirrored fridge door
- Kitchen worktop with laminated surface
- 3-flame stainless steel gas cooker, installed countersunk with automatic ignition and glass cover
- Single-lever mixer tap, chrome
- Chrome railing mounted to the worktop
- Drawers with super-soft closing and cutlery insert
- Pull-out waste bin with two removable containers
- Skylight, with flyscreen and pleated blackout blind
- LED spots
- Sockets, 2 x 230 V

EXPERT ADVICE

ALWAYS ARRIVING SAFELY

STRESS-FREE JOURNEYS IN IVECO MOTORHOMES

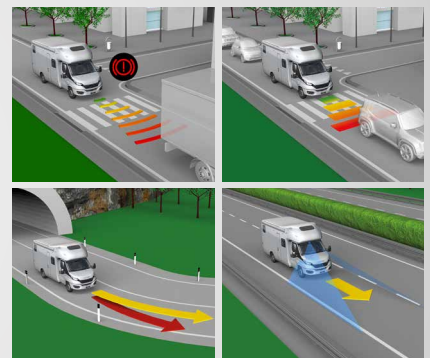
Enjoy maximum safety on your trip: the advanced emergency braking assistant (AEBS) can help prevent potential collisions, or at least reduce the severity of the impact, by braking automatically. At low speeds (in town, for example) the "City Brake PRO" function is also helpful. The adaptive cruise control (ACC) system with traffic assistant helps you



on longer motorway journeys by adapting the speed to maintain your chosen distance from the vehicle in front. The active lane-departure warning system reacts to unintentional movements out of the lane and intervenes in the fully electric steering to keep you in your lane. All these systems help ensure that you arrive safely!

Your IVECO motorhome experts

[www.iveco.com](http://www.iveco.com)



HOME

<b>BATHROOM</b>	Separate toilet area
	Skylight, with flyscreen and pleated blackout blind
	Washstand, with seamlessly integrated sink, push open valve and domestic drain
	Single-lever mixer tap, chrome
	Soap dispenser, cup holder and towel hook
	Lighted wardrobe
	Separate shower, with wall rail, height-adjustable showerhead with drying rail and real-glass door
	Cassette toilet
	Toilet paper holder and toilet brush
	LED spots
Sockets, 2 x 230 V	
<b>SUPPLY</b>	Gas bottle compartment, for 2 x 11 kg gas bottles side by side, with gas controller, hose break protection, gas filter and automatic switchover
	5.500 W hot water gas central heating, with thermostat control, automatic ventilation valve and backflow shut-off
	Electrical heating cartridge, 230 V, up to 3.000 W
	Integrated hot-water boiler, serving all tapping points
	Ca. 240 litres freshwater tank, ca. 200 litres wastewater tank
	Emptying of wastewater and blackwater tank, via drain tap with large cross section in heated double floor and drain hose with bayonet connection
	Domestic style wastewater pipes
	Flushing connections for wastewater tank and optional blackwater tank
Central pressure water supply	
<b>ELECTRONICS</b>	230 V socket in the garage and 12 V in the electrical compartment
	230 V CEE connection, with insulated floor inlet
	140 Ah gel battery in double floor including battery monitoring system with overloading and deep-discharge protection
	Automatic charger, electronically controlled, with battery temperature sensor, maximum mains charging current of 25 A
<b>CONTROL PANEL</b>	Central control and monitoring panel
	Shut-off function for on-board electrical system, in case of undervoltage/overheating
	On-board electronics, microprocessor-controlled
	Buttons for switching on/off, lighting, water pump and special equipment, including main switch for all consumers
	Alarm devices, for 'wastewater tank full', 'step extended', 'freshwater tank empty', 'reserve gas bottle in use' and others
	LCD control panel for monitoring of external and internal temperature, external mains supply, parallel battery circuit, battery voltage of the vehicle and leisure batteries
	LCD control panel for monitoring of wastewater and freshwater-tank levels, gas level (only in combination with gas tank), charging and discharge current, date and time with alarm clock

Item / Weight <sup>1</sup>		all models	
CHASSIS-PAKET	011298 / 82	<b>Chassis Package IVECO Daily 50 C 18</b>	18.960,00 €
		- Engine 3.0 l, 152 kW / 207 HP (instead of 129 kW / 175 HP)	
		- Technically permissible max. weight 5.800 kg	
		- ZF 8-gear torque converter transmission	
		- Airconditioning in driver's cab	
		- Leather steering wheel with multifunctional buttons (not removable)	
		- Electrical and technical preparation for trailer coupling	
		- Differential lock for rear axle	
		- Bus-style windscreen wiper system	
		- Engine heat exchanger	
		- LED rear lights, with chrome ring	
		- Alloy rims front axle	
DRIVING SAFETY PACKAGE	011280 / 20	<b>Driving safety package</b>	7.955,00 €
		- Electric parking brake	
		- Emergency brake assist, adaptive cruise control	
		- Active lane departure warning with warning tone	
		- Traction PLUS with downhill assist	
CHASSIS	018152 / 120	Ca. 200 litres fuel tank (instead of serial standard) <sup>3</sup>	2.610,00 €
	018215 / 25	Air suspension on rear axle	6.445,00 €
	018211 / 63	Air suspension on front and rear axle, automatic leveling, various special features and adjustable shock absorbers on the rear axle (only combined with alloy rims)	10.640,00 €
	018185 / 08	Alloy rims MORELO Silver on front axle with spur widening, 235 / 65 R 16 tires, incl. higher load carrying index, steel rims with wheel trims on rear axle	3.520,00 €
	018185-01 / 08	Alloy rims MORELO Graphite on front axle with spur widening, 235 / 65 R 16 tires, incl. higher load carrying index, steel rims with wheel trims on rear axle	3.520,00 €
	017200 / 12	Wheel trims in stainless steel 16" for steel rims	755,00 €
	018170D / 08	Spur widening on front axle, steel rims only	655,00 €
	018182 / 16	Spur widening on rear axle	960,00 €
	018222 / 05	Adjustable shock absorbers on front axle (standard with full air suspension)	1.100,00 €
	018223 / 05	Adjustable shock absorbers on rear axle (standard with full air suspension)	1.100,00 €
	018103 / 35	Fixed trailer coupling up to max. 3.500 kg (only combined with electrical and technical preparation for trailer coupling)	1.605,00 €
	018120D / 03	Surcharge for removable trailer coupling head (only in combination with trailer coupling)	595,00 €
	017002 / 0	LED headlights 12 V for main beam, high beam and indicators (only combined with rear axle air suspension)	2.310,00 €
	018253 / 90	Hydraulic leveling jacks with automatic leveling <sup>2</sup> incl. touch panel	9.165,00 €
	018321 / 55	Spare wheel with bracket underneath garage floor	555,00 €
017508 / 20	Additional noise insulation for engine compartment, front side walls and front wheel arches	1.705,00 €	

Prices in Euro (incl. 20% VAT)

<sup>1</sup>) weight in kg <sup>2</sup>) only combined with Electrical Package <sup>3</sup>) by using the original tank sensor a filling level above 150 litres is indicated as „full“!

Images and descriptions may contain options that are subject to surcharge.

	Item / Weight <sup>1</sup>		all models
COCKPIT	017402 / 23	Bus-style outside mirrors like LOFT	2.110,00 €
	017307 / 04	Steering wheel, removable to improve seat rotation and deter theft	1.100,00 €
	020226 / 06	Premium Cockpit (leather covering, cupholder, shelf with wooden frame, cooling compartment)	1.300,00 €
	052038 / 04	Heating for driver's and passenger's seat	855,00 €
	031911 / 01	USB socket in dashboard	260,00 €
STRUCTURE	022025 / 50	Electrically operated roof awning 5,0 m, with LED lighting, dimmable with remote control <sup>2</sup>	3.215,00 €
	022027 / 60	Electrically operated roof awning 6,0 m, with LED lighting, dimmable with remote control <sup>2</sup> (as from model 82)	3.320,00 €
	022052 / 03	LED lighting underneath of roof profile on driver's side, dimmable with remote control	960,00 €
	025235 / 07	Midi rooflight in bedroom (instead of standard rooflight)	855,00 €
	025234 / 13	Panoramic rooflight Heki 3 in bedroom (instead of standard rooflight)	1.605,00 €
	025233 / 08	Panoramic rooflight Heki 3 in living room (instead of standard midi rooflight)	1.200,00 €
	037500 / 07	Furniture safe with electronic locking, motor-driven locking system, 8,3 l volume	455,00 €
	021030 / 03	Parking sensors in the rear bumper	960,00 €
	020110 / 12	Aluminium chequer plate on the rear garage floor	755,00 €
	020314 / 05	Illuminated MORELO logo on the vehicle front	755,00 €
	036112 / 03	Clothes rail in rear garage	355,00 €
	LIFE + STYLE	020400 / 13	<b>Life &amp; Style package (also available as individual items), saving 790,00 €</b>
(020336 / 04)		- Carbon look exterior including vehicle front (PALACE style)	(2.005,00 €)
(031944 / 05)		- LED double floor lighting	(755,00 €)
(020437 / 04)		- Garage door left-hand side 1.080 x 850 mm	(895,00 €)

**SIZE  
IN DETAIL**

---

**MOBILE TELEVISIONS**

All TV sets in your MORELO are manufactured by Alpatronics, located in Nuremberg, Germany. This means consistently high quality that meets your expectations for reliable mobile televisions. The devices are equipped with power-saving alpatronics wide-angle displays, integrated triple tuner (DVB-S2, DVB-T2,

DVB-C with CI + for receiving Pay TV), DVD player and Bluetooth 5.1 module. Other standard features include SMART TV capability on the Android operating system and the unique and excellent sound quality.

**OUR ADVICE**

Simply put your favourite films on a USB stick and bring them on holiday with you. You will be entertained throughout the trip, all thanks to Alpatronics.



alpatronics

[www.alpatronics.de](http://www.alpatronics.de)

Prices in Euro (incl. 20% VAT)

<sup>1)</sup> weight in kg <sup>2)</sup> only combined with Electrical Package

	Item / Weight <sup>1</sup>	all models	
KITCHEN	042925 / 44	<b>Kitchen package (also available as individual items), saving 975,00 €</b>	3.320,00 €
	(043405 / 20)	- Microwave oven with grill and hot-air function	(1.000,00 €)
	(043114 / 15)	- Mineral material kitchen worktop, mat finish, flush sink covers, in various designs	(2.005,00 €)
	(031511 / 04)	- LED ambiance lighting above ceiling canopy	(695,00 €)
	(043261 / 05)	- Nespresso coffee machine with shelf, capsule rack and 230 V socket <sup>2</sup>	(595,00 €)
	043110 / 10	Morelosan kitchen worktop with seamlessly integrated wash/waste bowl, towel rail and luxury cooker	1.100,00 €
	043271 / 05	Double pull-out drawers underneath cooker instead of side-hung door	555,00 €
	025167 / 05	Extractor fan instead of standard rooflight	960,00 €
	045601 / 20	177 litres AES refrigerator with separate freezer compartment, dark-mirrored fridge door, automatic and manual energy selection and gas oven (instead of the standard)	2.110,00 €
	043470 / 08	SILWY glass assortment: magnetic wine and sparkling wine glasses in the dinette upper cabinet and coffee cups, whisky and water glasses in the kitchen upper cabinet, 4 of each with MORELO logo (instead of the standard)	1.100,00 €
BATHROOM	036002 / 12	Ceramic cassette toilet, incl. SOG toilet ventilation	555,00 €
	036123 / 25	Fixed-tank toilet with ceramic toilet bowl, with ca. 200 litres blackwater tank	3.115,00 €
	036092 / 06	Bathroom door with satinated glass filling	555,00 €
LIVING ROOM + BEDROOM	035984 / 45	Seat belts for 2 persons on multifunctional seating bench	1.100,00 €
	052208 / 34	Electrically activated drop-down bed (instead of front overhead lockers)	2.510,00 €
	052203 / 30	Mechanically activated drop-down bed (instead of front overhead lockers)	1.605,00 €
	036255 / 05	Multizone mattress and "watergel" topping incl. comfort bed suspension for drop-down bed	655,00 €
	036209 / 05	Comfort suspension for rear bed with 5-zone mattress	655,00 €
	042204 / 07	Height-adjustable table column, with extra cushion insert	1.000,00 €
	050601 / 05	Wall and ceiling covering in smooth finish, with artificial leather	1.905,00 €
ELECTRONICS	031050 / 02	Alarm system	1.505,00 €
	025238 / 40	Roof air conditioning, in the corridor of the bathroom, with infrared remote control (total vehicle height + 130 mm), use with 230 V mains connection only	3.720,00 €
	037161 / 23	Solar panels, with 2 x 130 W maximum power	2.210,00 €
	037163 / 44	Solar panels, with 4 x 130 W maximum power (if sufficient space on the roof)	3.925,00 €
	031476 / 42	Electrical Package "Energy Lithium Power" (instead of serial standard) Lithium-iron-phosphate battery 1 x 340 Ah (discharging level 100% = 340 Ah), combined charger / inverter 120 A / 3.000 W, with power sharing, fully automatic top-class battery protection	10.075,00 €
	031466 / 34	Additional Lithium battery 340 Ah (only combined with electrical package „Lithium Power“, max. 2 batteries in total)	5.535,00 €
	025057 / 0	230 V appliances on inverter operation (min. 2 lithium batteries necessary)	290,00 €
	031450 / 05	Sine wave inverter 300 W (with separate socket for continuous use of small appliances, f.e. a respirator)	655,00 €

Prices in Euro (incl. 20% VAT)

<sup>1)</sup> weight in kg <sup>2)</sup> only combined with Electrical Package

Images and descriptions may contain options that are subject to surcharge.

	Item / Weight <sup>1</sup>	all models	
MULTIMEDIA	037107 / 08	Double-DIN moniceiver radio with CD / DVD player, twin reversing camera and 4 loudspeakers in the driver's cabin	2.110,00 €
	037111 / 08	Navigation system: removable 10" touch screen panel with vehicle-specific navigation, steering wheel remote control, twin reversing camera with shutter, integrated DAB+ tuner, hands-free set for telephone with Bluetooth and four loudspeakers	4.025,00 €
	037090 / 04	Twin reversing camera with shutter	1.400,00 €
	037611 / 55	Satellite TV system, with 27" LED flat screen TV underneath glass cabinet in the entrance area, 56 cm dish, fully automatic orientation, multi-user facility via TWIN-LNB and 27" LED flat screen TV in the bedroom (incl. Smart TV function)	5.740,00 €
	037075 / 03	Soundbar	555,00 €
	037301 / 05	LTE-WiFi router with DualSIM	2.310,00 €
SUPPLY	034225 / 01	Central filter unit for cleaning and decalcifying the freshwater supply	1.100,00 €
	034202 / 03	External shower on driver's side	395,00 €
	035990 / 05	Greywater pump for transfer of waste water into the blackwater tank (only for fixed-tank toilet)	1.100,00 €
	018143 / 02	Pressure sensors for precise measuring of freshwater and wastewater tank levels	755,00 €
	018142 / 03	Pressure sensors for precise measuring of freshwater, wastewater and blackwater tank levels	1.060,00 €
	018145 / 02	Bluetooth box for precise measuring of levels (only in combination with pressure sensors)	755,00 €
	033022 / 02	Gas alarm, to monitor living area	555,00 €
	034190 / 03	Heat regulator in bedroom	555,00 €
	044000 / 14	Floor heating in living room and bathroom	2.815,00 €
	018600 / 15	Diesel auxiliary heating, with convenient continuous heating via heat exchanger (5.200 W) incl. timer	3.320,00 €
	033026 / 03	Outside gas connection (passenger's side)	355,00 €
	033004 / 73	70 litres gas tank, with remote filling in the side wall and level indicator	2.815,00 €
UPHOLSTERY + DECORATION	050100 / 0	Microfibre upholstery, in a variety of patterns	standard
	050507 / 20	Fabric-leather "Trendline" upholstery combination, in a variety of patterns	3.520,00 €
	050500 / 27	Leather upholstery, in a variety of patterns	4.125,00 €
	050506 / 27	BiColor leather upholstery, in a variety of patterns	4.630,00 €
	051302 / 20	Living area carpet in Sisal Sierra or velours colours Coco 830 beige, 865 grey-brown and 2051 chocolate	1.300,00 €
	051311 / 20	Living area carpet in special velours colour	1.605,00 €
	051276 / 05	Decoration package "LEAF LINE" consisting of 8 cushions and LEAF LINE decorative side curtains instead of the standard ones, in a variety of patterns	895,00 €
	051271 / 03	Venetian blinds in the living room, pleated blinds in the bedroom	895,00 €
	051272 / 05	Venetian blinds in the living room and in the bedroom	1.400,00 €
	051280 / 05	Sliding curtains in the living room and in the bedroom	1.300,00 €

Prices in Euro (incl. 20% VAT)

<sup>1)</sup> weight in kg



SERVICE

Item / Weight <sup>1</sup>		all models
020399 / 0	High-performance paint coating on ceramic basis for optimal paint protection of the side walls, front and rear. Optimal vehicle care and value preservation.	2.815,00 €
020380 / 0	Wax-based anti-corrosion coating for optimal rust protection of the chassis and the underbody	2.220,00 €
090000 / 0	Vehicle delivery at the factory, with extensive briefing in German language and: handover inspection, diesel tank and gas filling, vouchers of 100,00 €, MORELO towel set, 1 x MORELO umbrella, 2 x MORELO cap, factory tour	1.805,00 €

SERVICE

HOME

EXPERT ADVICE

STABILITY + SECURITY

**VB-AIRSUSPENSION FOR OPTIMAL DRIVING COMFORT, INCREASED STABILITY AND MORE SAFETY**

Anyone who is on the road for hundreds of kilometers at a time naturally wants a stable and comfortable vehicle. That's why it is particularly important that the chassis system is technically in perfect condition.

With our intelligent air suspension systems and spring adjustments remains Your MORELO stable under all circumstances and steerable. Constant driving level is guaranteed.

The vehicle becomes less sensitive against crosswinds and bumps in the road, offers a more stable cornering position and reacts optimally to sudden evasive and braking manoeuvres, even with heavy and uneven loads.

[www.vbairsuspension.com](http://www.vbairsuspension.com)



Prices in Euro (incl. 20% VAT)

<sup>1</sup>) weight in kg

Images and descriptions may contain options that are subject to surcharge.



# APPEALING APPEARANCE

---

**A little bit more of everything.** Even the standard equipment on the MORELO LOFT is very impressive: More load capacity thanks to a stronger chassis, a 3 litre engine with more torque, 2.4 m width for even more space in the living room. Excellent quality and first-class convenience combined with a compact look and versatile mobility.

MODEL OVERVIEW  
MORELO LOFT ON IVECO DAILY

LOFT 79 F



LOFT 82 FB



LOFT 79 L



LOFT 82 LB



LOFT 84 M



LOFT 87 MB



HOME



# TECHNICAL SPECIFICATIONS

## MORELO LOFT

### LOFT 79 F



incl. scooter garage

### LOFT 82 FB



incl. scooter garage

**IVECO Daily 70 C 18**  
7.200 kg

**IVECO Daily 70 C 18**  
7.200 kg

ENGINE	Serial diesel engine (cylinders)	4	4
	Cubic capacity (litres)	3,0	3,0
	Max. power (kW/HP)	129 / 175	129 / 175
	Max. torque (Nm)	430	430
	Emission class	EURO VI e	EURO VI e
WEIGHT	Technically permissible max. weight (kg) <sup>1</sup>	7.200 (7.490) <sup>2</sup>	7.200 (7.490) <sup>2</sup>
	Mass in running order (kg) <sup>1</sup>	5.035	5.085
	Payload (kg) <sup>1</sup>	2.165 (2.455)	2.115 (2.405)
	Tow load with fixed / removable ball head (kg)	3.500	3.500
	Permissible max. train weight w. fixed / removable ball head (kg)	10.700	10.700
DIMENSIONS	Total length (mm)	8.350	8.650
	Total width (mm)	2.400	2.400
	Total height (mm)	3.410 <sup>3</sup>	3.410 <sup>3</sup>
	Wheel base (mm)	4.350	4.750
	Lounge bench, left (mm)	1.440 x 1.000	1.740 x 1.000
	Couch, right (mm)	1.130 x 650	1.130 x 650
	Rear bed (mm)	1.950 x 1.580	1.950 x 1.580
	Drop-down bed (option) (mm)	2.000 x 1.300	2.000 x 1.300
	Garage door (driver's side / passenger's side h x w in mm)	650 x 950 / 1.150 x 950	650 x 950 / 1.150 x 950
	€	<b>231.850,00 €</b>	<b>234.850,00 €</b>

Prices in Euro (incl. 20% VAT)

1) see back 2) only in combination with 'Chassis package' 3) if leaf springs on the rear axle + 100 mm

LOFT 79 L

LOFT 82 LB



incl. scooter garage



incl. scooter garage

**IVECO Daily 70 C 18**  
7.200 kg

**IVECO Daily 70 C 18**  
7.200 kg

ENGINE	IVECO Daily 70 C 18		IVECO Daily 70 C 18	
	7.200 kg		7.200 kg	
	Serial diesel engine (cylinders)	4	4	4
	Cubic capacity (litres)	3,0	3,0	3,0
Max. power (kW/HP)	129 / 175	129 / 175	129 / 175	
Max. torque (Nm)	430	430	430	
Emission class	EURO VI e	EURO VI e	EURO VI e	
WEIGHT	Technically permissible max. weight (kg) <sup>1</sup>	7.200 (7.490) <sup>2</sup>	7.200 (7.490) <sup>2</sup>	7.200 (7.490) <sup>2</sup>
	Mass in running order (kg) <sup>1</sup>	5.015	5.085	5.085
	Payload (kg) <sup>1</sup>	2.185 (2.475)	2.115 (2.405)	2.115 (2.405)
	Tow load with fixed / removable ball head (kg)	3.500	3.500	3.500
	Permissible max. train weight w. fixed / removable ball head (kg)	10.700	10.700	10.700
DIMENSIONS	Total length (mm)	8.280	8.580	8.580
	Total width (mm)	2.400	2.400	2.400
	Total height (mm)	3.410 <sup>3</sup>	3.410 <sup>3</sup>	3.410 <sup>3</sup>
	Wheel base (mm)	4.350	4.750	4.750
	Lounge bench, left (mm)	1.440 x 1.000	1.740 x 1.000	1.740 x 1.000
	Couch, right (mm)	880 x 650	880 x 650	880 x 650
	Rear bed (mm)	2 x 2.000 x 1.060	2 x 2.000 x 1.060	2 x 2.000 x 1.060
	Drop-down bed (option) (mm)	2.000 x 1.300	2.000 x 1.300	2.000 x 1.300
	Garage door (driver's side / passenger's side h x w in mm)	650 x 950 / 1.150 x 950	650 x 950 / 1.150 x 950	650 x 950 / 1.150 x 950
	€	<b>228.800,00 €</b>	<b>231.850,00 €</b>	<b>231.850,00 €</b>

Prices in Euro (incl. 20% VAT)

1) see back 2) only in combination with 'Chassis package' 3) if leaf springs on the rear axle + 100 mm

Images and descriptions may contain options that are subject to surcharge.

# TECHNICAL SPECIFICATIONS

## MORELO LOFT

### LOFT 84 M



incl. scooter garage

### LOFT 87 MB



incl. scooter garage

**IVECO Daily 70 C 18**  
7.200 kg

**IVECO Daily 70 C 18**  
7.200 kg

ENGINE	Serial diesel engine (cylinders)	4	4
	Cubic capacity (litres)	3,0	3,0
	Max. power (kW/HP)	129 / 175	129 / 175
	Max. torque (Nm)	430	430
Emission class	EURO VI e	EURO VI e	
WEIGHT	Technically permissible max. weight (kg) <sup>1</sup>	7.200 (7.490) <sup>2</sup>	7.200 (7.490) <sup>2</sup>
	Mass in running order (kg) <sup>1</sup>	5.175	5.225
	Payload (kg) <sup>1</sup>	2.025 (2.315)	1.975 (2.265)
	Tow load with fixed / removable ball head (kg)	3.500	3.500
	Permissible max. train weight w. fixed / removable ball head (kg)	10.700	10.700
DIMENSIONS	Total length (mm)	8.780	9.080
	Total width (mm)	2.400	2.400
	Total height (mm)	3.410 <sup>3</sup>	3.410 <sup>3</sup>
	Wheel base (mm)	4.750	4.750
	Lounge bench, left (mm)	1.440 x 1.000	1.740 x 1.000
	Couch, right (mm)	880 x 650	880 x 650
	Rear bed (mm)	2.000 x 1.630	2.000 x 1.630
	Drop-down bed (option) (mm)	2.000 x 1.300	2.000 x 1.300
	Garage door (driver's side / passenger's side h x w in mm)	650 x 950 / 1.150 x 950	650 x 950 / 1.150 x 950
	€	<b>232.850,00 €</b>	<b>235.850,00 €</b>

Prices in Euro (incl. 20% VAT)

1) see back 2) only in combination with 'Chassis package' 3) if leaf springs on the rear axle + 100 mm

# MODEL OVERVIEW

## MORELO LOFT LINER ON IVECO EUROARGO

### LOFT LINER 79 F



### LOFT LINER 82 FB



### LOFT LINER 79 L



### LOFT LINER 82 LB



### LOFT LINER 82 MQ



### LOFT LINER 84 M



### LOFT LINER 100 GQ



LOFT LINER



LOFT LINER 79 F

LOFT LINER 82 FB



incl. scooter garage



incl. scooter garage

	IVECO Eurocargo 75 E 21	IVECO Eurocargo 100 E 22	IVECO Eurocargo 75 E 21	IVECO Eurocargo 100 E 22	
<b>ENGINE</b>	Serial diesel engine (cylinders)	4	6	4	6
	Cubic capacity (litres)	4,5	6,7	4,5	6,7
	Max. power (kW/HP)	152 / 207	162 / 220	152 / 207	162 / 220
	Max. torque (Nm)	750	800	750	800
	Emission class	EURO VI e	EURO VI e	EURO VI e	EURO VI e
<b>WEIGHT</b>	Technically permissible max. weight (kg) <sup>1</sup>	7.490 (7.800) <sup>2</sup>	10.000	7.490 (7.800) <sup>2</sup>	10.000
	Mass in running order (kg) <sup>1</sup>	6.065	6.590	6.115	6.640
	Payload (kg) <sup>1</sup>	1.425 (1.735)	3.410	1.375 (1.685)	3.360
	Tow load with fixed / removable ball head (kg)	3.500	3.500	3.500	3.500
	Permissible max. train weight w. fixed / removable ball head (kg)	10.990	13.500	10.990	13.500
<b>DIMENSIONS</b>	Total length (mm)	8.350	8.350	8.650	8.650
	Total width (mm)	2.400	2.400	2.400	2.400
	Total height (mm)	3.460	3.460	3.460	3.460
	Wheel base (mm)	4.185	4.185	4.455	4.455
	Lounge bench, left (mm)	1.440 x 1.000	1.440 x 1.000	1.740 x 1.000	1.740 x 1.000
	Couch, right (mm)	1.130 x 650	1.130 x 650	1.130 x 650	1.130 x 650
	Rear bed (mm)	1.950 x 1.580	1.950 x 1.580	1.950 x 1.580	1.950 x 1.580
	Drop-down bed (option) (mm)	2.000 x 1.300	2.000 x 1.300	2.000 x 1.300	2.000 x 1.300
	Garage door (driver's side / passenger's side h x w in mm)	750 x 950 / 1.250 x 950	750 x 950 / 1.250 x 950	750 x 950 / 1.250 x 950	750 x 950 / 1.250 x 950
<b>€</b>	<b>274.200,00 €</b>	<b>290.300,00 €</b>	<b>277.200,00 €</b>	<b>293.350,00 €</b>	

Prices in Euro (incl. 20% VAT)

1) see back 2) upgrade possible



### LOFT LINER 79 L



incl. scooter garage

### LOFT LINER 82 LB



incl. scooter garage

	IVECO Eurocargo 75 E 21	IVECO Eurocargo 100 E 22	IVECO Eurocargo 75 E 21	IVECO Eurocargo 100 E 22	
<b>ENGINE</b>	Serial diesel engine (cylinders)	4	6	4	6
	Cubic capacity (litres)	4,5	6,7	4,5	6,7
	Max. power (kW/HP)	152 / 207	162 / 220	152 / 207	162 / 220
	Max. torque (Nm)	750	800	750	800
	Emission class	EURO VI e	EURO VI e	EURO VI e	EURO VI e
<b>WEIGHT</b>	Technically permissible max. weight (kg) <sup>1</sup>	7.490 (7.800) <sup>2</sup>	10.000	7.490 (7.800) <sup>2</sup>	10.000
	Mass in running order (kg) <sup>1</sup>	6.045	6.570	6.155	6.640
	Payload (kg) <sup>1</sup>	1.445 (1.755)	3.430	1.335 (1.645)	3.360
	Tow load with fixed / removable ball head (kg)	3.500	3.500	3.500	3.500
	Permissible max. train weight w. fixed / removable ball head (kg)	10.990	13.500	10.990	13.500
<b>DIMENSIONS</b>	Total length (mm)	8.280	8.280	8.580	8.580
	Total width (mm)	2.400	2.400	2.400	2.400
	Total height (mm)	3.460	3.460	3.460	3.460
	Wheel base (mm)	4.185	4.185	4.455	4.455
	Lounge bench, left (mm)	1.440 x 1.000	1.440 x 1.000	1.740 x 1.000	1.740 x 1.000
	Couch, right (mm)	880 x 650	880 x 650	880 x 650	880 x 650
	Rear bed (mm)	2 x 2.000 x 1.060	2 x 2.000 x 1.060	2 x 2.000 x 1.060	2 x 2.000 x 1.060
	Drop-down bed (option) (mm)	2.000 x 1.300	2.000 x 1.300	2.000 x 1.300	2.000 x 1.300
	Garage door (driver's side / passenger's side h x w in mm)	750 x 950 / 1.250 x 950	750 x 950 / 1.250 x 950	750 x 950 / 1.250 x 950	750 x 950 / 1.250 x 950
<b>€</b>	<b>274.200,00 €</b>	<b>290.300,00 €</b>	<b>277.200,00 €</b>	<b>293.350,00 €</b>	

Prices in Euro (incl. 20% VAT)

1) see back 2) upgrade possible

Images and descriptions may contain options that are subject to surcharge.

# TECHNICAL SPECIFICATIONS

## MORELO LOFT LINER

### LOFT LINER 82 MQ



incl. scooter garage

### LOFT LINER 84 M



incl. scooter garage

	IVECO Eurocargo 75 E 21	IVECO Eurocargo 100 E 22	IVECO Eurocargo 75 E 21	IVECO Eurocargo 100 E 22	
<b>ENGINE</b>	Serial diesel engine (cylinders)	4	6	4	6
	Cubic capacity (litres)	4,5	6,7	4,5	6,7
	Max. power (kW/HP)	152 / 207	162 / 220	152 / 207	162 / 220
	Max. torque (Nm)	750	800	750	800
	Emission class	EURO VI e	EURO VI e	EURO VI e	EURO VI e
<b>WEIGHT</b>	Technically permissible max. weight (kg) <sup>1</sup>	7.490 (7.800) <sup>2</sup>	10.000	7.490 (7.800) <sup>2</sup>	10.000
	Mass in running order (kg) <sup>1</sup>	6.115	6.640	6.205	6.730
	Payload (kg) <sup>1</sup>	1.335 (1.645)	3.360	1.285 (1.595)	3.270
	Tow load with fixed / removable ball head (kg)	3.500	3.500	3.500	3.500
	Permissible max. train weight w. fixed / removable ball head (kg)	10.990	13.500	10.990	13.500
<b>DIMENSIONS</b>	Total length (mm)	8.580	8.580	8.780	8.780
	Total width (mm)	2.400	2.400	2.400	2.400
	Total height (mm)	3.460	3.460	3.460	3.460
	Wheel base (mm)	4.455	4.455	4.455	4.455
	Lounge bench, left (mm)	1.250 x 1.000	1.250 x 1.000	1.440 x 1.000	1.440 x 1.000
	Couch, right (mm)	880 x 650	880 x 650	880 x 650	880 x 650
	Rear bed (mm)	2.000 x 1.630	2.000 x 1.630	2.000 x 1.630	2.000 x 1.630
	Drop-down bed (option) (mm)	2.000 x 1.300	2.000 x 1.300	2.000 x 1.300	2.000 x 1.300
	Garage door (driver's side / passenger's side h x w in mm)	750 x 750 / 1.250 x 950	750 x 750 / 1.250 x 950	750 x 950 / 1.250 x 950	750 x 950 / 1.250 x 950
<b>€</b>	<b>281.250,00 €</b>	<b>298.400,00 €</b>	<b>279.250,00 €</b>	<b>295.350,00 €</b>	

Prices in Euro (incl. 20% VAT)

1) see back 2) upgrade possible 3) weight upgrade possible

## LOFT LINER 100 GQ



Length: ≤ 3,55 m\*  
Height: ≤ 1,48 m\*

### IVECO Eurocargo 120 E 28

ENGINE	
Serial diesel engine (cylinders)	6
Cubic capacity (litres)	6,7
Max. power (kW/HP)	207 / 280
Max. torque (Nm)	1.000
Emission class	EURO VI e
WEIGHT	
Technically permissible max. weight (kg) <sup>1</sup>	11.990
Mass in running order (kg) <sup>1</sup>	7.950
Payload (kg) <sup>1</sup>	4.040
Tow load with fixed / removable ball head (kg)	3.500 / 2.910
Permissible max. train weight w. fixed / removable ball head (kg)	15.490 / 14.900
DIMENSIONS	
Total length (mm)	9.990
Total width (mm)	2.500
Total height (mm)	3.680
Wheel base (mm)	5.000
Lounge bench, left (mm)	1.250 x 1.000
Couch, right (mm)	900 x 650
Rear bed (mm)	2.080 x 1.630
Drop-down bed (option) (mm)	2.100 x 1.300
Rear garage door electric (passage h x w in mm)	1.570 x 2.100
€	<b>352.850,00 €</b>


Prices in Euro (incl. 20% VAT)


<sup>1)</sup> see back

Images and descriptions may contain options that are subject to surcharge.

# MORELO LOFT . LOFT LINER | STANDARD EQUIPMENT

## ENGINE . CHASSIS . DRIVING SAFETY

ENGINE	<b>Base vehicle MORELO LOFT: IVECO Daily</b>		<b>7,2 t / 7,49 t</b>
	Turbo diesel engine, with rear wheel drive		3,0 litres, 129 kW / 175 HP
	Fuel tank, in litres		90
	Emission class EURO VI e		AdBlue, 20 litres
	Manual transmission		6-gear
	Alternator		14 V / 250 A <sup>3</sup> / 3.080 W
CHASSIS	All season tires (Continental Vanco Four Season) 		225 / 75 R 16
	Disc brakes, on front and rear axle		■
	Breakdown set, with warning triangle, first-aid kit, warning light, wheel chock and tire pressure kit		■
Front axle load up to 2.900 kg		■	
DRIVING SAFETY	Electronic anti-lock braking system (ABS)		■
	Traction control system (ASR)		■
	Electronical Stability Program (ESP)		■
	Cruise control		■
	Active tire pressure monitoring system		■

ENGINE	<b>Base vehicle LOFT LINER: IVECO Eurocargo</b>	<b>75 E 21</b>	<b>100 E 22</b>	<b>120 E 28</b>
	Turbo diesel engine, with rear wheel drive	4,5 litres, 152 kW / 207 HP	6,7 litres, 162 kW / 220 HP	6,7 litres, 207 kW / 280 HP
	Differential lock	■	■	■
	Fuel tank, in litres	190	190	190
	Emission class EURO VI e	AdBlue, 30 litres	AdBlue, 30 litres	AdBlue, 30 litres
	Automatized transmission	6-gear	6-gear	6-gear
	Alternator	28 V / 120 A / 3.360 W	28 V / 120 A / 3.360 W	28 V / 120 A / 3.360 W
	Additional alternator 12 V	14 V / 80 A / 1.120 W	14 V / 80 A / 1.120 W	14 V / 80 A / 1.120 W
	Engine heat exchanger	■	■	■
	Air conditioning in driver's cab	■	■	■
CHASSIS	Tires on rear axle with traction profile 	225 / 75 R 17,5	245 / 70 R 17,5	285 / 70 R 19,5
	Dual-circuit compressed air brake and engine brake	■	■	■
	Disc brakes, on front and rear axle	■	■	■
	Air suspension on rear axle only 'lifting and lowering'	■	×	×
	Air suspension on front and rear axle with lifting and lowering function	×	■	■
	Breakdown set, with warning triangle, first-aid kit, warning light and wheel chock	■	■	■
DRIVING SAFETY	Electronic anti-lock braking system (ABS)	■	■	■
	Traction control system (ASR)	■	■	■
	Electronical Stability Program (ESP)	■	■	■
	Lane Departure Warning	■	■	■
	Emergency Brake Assist	■	■	■
	Adaptive Cruise Control	■	■	■
	Underride protection	■	■	■
	Cruise control	■	■	■

■ Standard Equipment    × Not available    3) With optional retarder 220 A only

**COCKPIT . LIGHTS . STRUCTURE**

COCKPIT	Driver's cab seats, swiveling, with armrests and integrated belt system	LOFT
	Roller plissee behind windscreen, electrically activated, darkening blind with privacy screen and sunblind function	
	Panoramic windscreen with laminated glass, tinted	
	Flush, double-glazed driver's cab side windows, mechanically activated	
	Steering wheel, adjustable in height and angle	
	Outside mirrors (incl. wide-angle and front mirror) and windscreen wiper system in bus style	
	Sockets, 1 x USB charging and 2 x 230 V at the side	
	Optimized noise insulation of engine compartment	
	Fully insulated driver's cab, new GRP module	
	Independent premium dashboard, with ambient lighting, cupholder and cooled refreshment compartment	
LIGHTS	Halogen main headlights, with optical lens and additional main beam	LOFT LINER
	Fog lights	
	LED daytime running lights	
STRUCTURE	Side walls and roof are 42 mm thick, 38 mm of which consists of closed-cell RTM hard foam	LOFT LINER
	Aluminium roof profile rails, with rainwater channels to help keeping side walls clean	
	Side walls in alu-RTM-alu sandwich design, smooth and high-gloss	
	Roof in GRP-RTM-alu sandwich design, hail protection and low heat conductivity	
	Underfloor in GRP-RTM-GRP sandwich design, robust, corrosion-free, no timber used	
	Cold-bridge-free wall joint technology, using highly compressed rigid PU profiles	
	Lightning protection, Faraday cage	
	Heatable double floor, side access via external flaps, 366 mm high (LOFT) / 420 mm (LOFT LINER up to 10 t chassis) / 480 mm (LOFT LINER as from 12 t chassis)	
	Entrance door with window, extra large, electric with code lock and remote control, as well as blind and flyscreen (LOFT)	
	"Top Class" entrance door with window, extra large, electric with code lock and remote control, as well as blind and flyscreen (LOFT LINER)	
	Interior entrance step, heated and illuminated	
	Exterior entrance step, 2-step, electrically extendable with safety circuit (LOFT)	
	Exterior entrance step, 3-step, electrically extendable with safety circuit (LOFT LINER)	
	Rear garage with doors to the right and the left, floor rails with lashing eyelets and 230 V socket (not for LOFT LINER 100 GQ)	
	Rear wall with fibreglass compound sandwich design, PU foam core	
	Plastic windows in living area, double-glazed and tinted, collapsible outwards or sliding, with pleated blackout blind and flyscreen	
	Entirely wood-free exterior structure	
Front and lateral skirting, from highly sturdy fibreglass compound		
External adhesives in black		

# MORELO LOFT . LOFT LINER | STANDARD EQUIPMENT

## LIVING ROOM + BEDROOM . KITCHEN . BATHROOM

LIVING ROOM + BEDROOM	Floor covering made from easy-care, high-grade vinyl
	Flat living area floor, from the rear to the dashboard
	Skylight, with flyscreen and pleated blackout blind in the bedroom
	Double-glazed, Midi rooflight with flyscreen and pleated blackout blind in the living area
	Lighting canopies with LED spots incl. indirect lighting, dimmable
	Rear bed with multi-zone mattress and slatted frame
	Wardrobes with LED lighting
	Microfibre upholstery, including driver and passenger seats
	Seating group with ergonomic upholstery, comfortable multi-layer design with diol-based padding and zip fasteners
	Extensible, sturdy table, with extensive sliding range, laminated
	Glass cabinet with LED lighting at the entrance, with assorted glassware and space for a TV set, incl. small pull-out cabinet
	Sockets in the living area and in the bedroom
	Wall panelling with colour-coordinated carpet
Elegant pleated curtains	
KITCHEN	177 litres compressor refrigerator with separate freezer compartment, dark-mirrored fridge door
	Morelosan kitchen worktop with seamlessly integrated wash/waste bowl and domestic drains (not for Q-layouts)
	Morelosan kitchen worktop with seamlessly integrated wash bowl and domestic drains (only for Q-layouts)
	3-flame stainless steel gas cooker, installed countersunk with automatic ignition and glass cover (not for Q-layouts)
	2-flame stainless steel gas cooker, installed countersunk with automatic ignition and glass cover (only for Q-layouts)
	Single-lever mixer tap, chrome
	Drawers with super-soft closing and cutlery insert
	Pull-out waste bin with two removable containers
	Skylight, with flyscreen and pleated blackout blind
	LED spots, in lighting canopy
Sockets, 2 x 230 V	
BATHROOM	Separate toilet area (except F and Q-layouts)
	Skylight, with flyscreen and pleated blackout blind
	Washstand, with seamlessly integrated sink, push open valve and domestic drain
	Single-lever mixer tap, chrome
	Soap dispenser, cup holder and towel hook
	Lighted wardrobe
	Separate shower, with wall rail, height-adjustable showerhead and drying rail
	Cassette toilet
	Toilet paper holder and toilet brush
	Spacious wardrobe with LED lighting
LED spots	
Sockets, 2 x 230 V	

# MORELO LOFT . LOFT LINER | STANDARD EQUIPMENT

## SUPPLY . ELECTRONICS . CONTROL PANEL

SUPPLY	Gas bottle compartment, for 2 x 11 kg gas bottles side by side, with gas controller, hose-breakage protection, gas filter and automatic switchover
	5.500 W hot water gas central heating, with thermostat control, automatic ventilation valve and backflow shut-off
	Electrical heating cartridge, 230 V, up to 3.000 W
	Heat regulator thermostat in rear garage
	Integrated hot-water boiler, serving all tapping points
	Ca. 300 litres freshwater tank, ca. 200 litres wastewater tank, placed in the heated double floor (LOFT)
	Ca. 360 litres freshwater tank, ca. 250 litres wastewater tank, placed in the heated double floor (LOFT LINER)
ELECTRONICS	Emptying of wastewater and blackwater tank, via drain tap with large cross section in heated double floor and drain hose with bayonet connection
	Domestic style wastewater pipes
	Flushing connections for wastewater tank and optional blackwater tank
	Central pressure water supply
	230 V socket in the garage
	12 V socket in the electrical compartment (LOFT)
	230 V CEE connection, with insulated floor inlet
	140 Ah gel battery in double floor including battery monitoring system with overloading and deep-discharge protection
	Automatic charger, electronically controlled, with battery temperature sensor, maximum mains charging current of 25 A
	CONTROL PANEL
Shut-off function for on-board electrical system, in case of undervoltage/overheating	
On-board electronics, microprocessor-controlled	
Buttons for switching on/off, lighting, water pump and special equipment, including main switch for all consumers	
Alarm devices, for 'wastewater tank full', 'step extended', 'freshwater tank empty', 'reserve gas bottle in use' and others	
LCD control panel for monitoring of external and internal temperature, external mains supply, parallel battery circuit, battery voltage of the vehicle and leisure batteries	
LCD control panel for monitoring of wastewater and freshwater-tank levels, gas level (only in combination with gas tank), charging and discharge current, date and time with alarm clock	



MORELO LOFT . LOFT LINER | SPECIAL EQUIPMENT

CHASSIS IVECO DAILY . CHASSIS-PACKAGE . DRIVING SAFETY PACKAGE

Item / Weight <sup>1</sup>		IVECO Daily
018176 / 26	Daily "wide axle" front axle (spur widening on front axle + 200 mm)	7.855,00 €
011217 / 128	Original IVECO retarder (standard 70 litres fuel tank)	8.660,00 €
018152 / 120	Ca. 200 litres fuel tank (instead of serial standard) <sup>3</sup>	2.610,00 €
018214D / 25	Air suspension on rear axle	6.445,00 €
018212D / 63	Air suspension on front and rear axle, automatic leveling and various special features (only combined with alloy rims)	10.640,00 €
018225 / 05	Active-Air Chassis (only in combination with air suspension on front and rear axle)	5.495,00 €
018186 / 08	Alloy rims MORELO Silver on front axle with spur widening, 235 / 65 R 16 tires, steel rims with wheel trims on rear axle	3.115,00 €
018186-01 / 08	Alloy rims MORELO Graphite on front axle with spur widening, 235 / 65 R 16 tires, steel rims with wheel trims on rear axle	3.115,00 €
018187 / 08	Alloy rims MORELO Silver on front and rear axle outside with spur widening, steel valves	4.530,00 €
018187-01 / 08	Alloy rims MORELO Graphite on front and rear axle outside with spur widening, steel valves	4.530,00 €
017200 / 12	Wheel trims in stainless steel 16" for steel rims	755,00 €
018170D / 08	Spur widening on front axle, only for steel rims	655,00 €
018181 / 16	Spur widening on rear axle, only for steel rims	960,00 €
018103 / 34	Fixed trailer coupling up to max. 3.500 kg (only in combination with chassis package)	1.805,00 €
018099D / 41	Fixed trailer coupling up to max. 3.500 kg (incl. electrical and technical preparation for trailer coupling)	2.610,00 €
018120D / 03	Surcharge for removable trailer coupling head (only in combination with trailer coupling)	595,00 €
017002 / 0	LED headlights 12 V for main beam, high beam and indicators (only combined with rear axle air suspension)	2.310,00 €
018254 / 99	Hydraulic leveling jacks with automatic leveling <sup>2</sup> incl. touch panel	9.570,00 €
018321 / 55	Spare wheel with steel rim and bracket, situated underneath lowered rear end	555,00 €
017307 / 04	Steering wheel removable to improve seat rotation and deter theft	1.100,00 €
020438 / 04	Garage door on driver's side 1.150 x 950 mm (not for 79 F and 82 FB)	960,00 €
011319 / 78	<b>Chassis Package IVECO Daily 70 C 18</b>	15.830,00 €
	- Engine version C 21, 152 kW / 207 HP	
	- Technically permissible max. weight 7.490 kg	
	- ZF 8-gear torque converter transmission	
	- Leather steering wheel with multifunctional buttons (not removable)	
	- Airconditioning in driver's cab	
	- Electrical and technical preparation for trailer coupling	
	- Engine heat exchanger	
	- Differential lock for rear axle	
	- LED rear lights, with chrome ring	
011280 / 20	<b>Driving safety package</b>	7.955,00 €
	- Electric parking brake	
	- Emergency brake assist, adaptive cruise control	
	- Active lane departure warning with warning tone	
	- Traction PLUS with downhill assist	

Prices in Euro (incl. 20% VAT)

1) weight in kg 2) only combined with Electrical Package 3) by using the original tank sensor a filling level above 150 litres is indicated as „full“!



# MORELO LOFT . LOFT LINER | SPECIAL EQUIPMENT

## CHASSIS IVECO EUROCARGO . COCKPIT

Item / Weight <sup>1</sup>		IVECO Eurocargo
018131E / 12	Electrical and technical preparation for trailer coupling (retrofitting costly)	1.200,00 €
018099E / 47	Fixed trailer coupling up to max. 3.500 kg (incl. electrical and technical preparation for trailer coupling)	2.610,00 €
018120E / 03	Surcharge for removable trailer coupling head (only in combination with trailer coupling)	595,00 €
017018 / 0	LED headlights 24 V, main-/high beam and indicators	2.310,00 €
018255 / 120	Hydraulic leveling jacks with automatic leveling <sup>2</sup> incl. touch panel	9.670,00 €
017304 / 04	MoreloExklusiv leather steering wheel, removable to improve seat rotation and deter theft	1.805,00 €
017200E / 13	Wheel trims in stainless steel for steel rims	855,00 €
018319 / 80	Spare steel wheel with bracket underneath lowered rear end	960,00 €
021045 / 05	Compressed air connection behind side skirt flap	555,00 €
020435 / 04	Garage door on driver's side 1.250 x 950 mm	960,00 €

Item / Weight <sup>1</sup>		all models
017416 / 0	Digital rearview camera system with prow and kerbside camera on driver's and passenger's side (instead of standard bus mirrors): 15" screen on the A-pillar as rearview mirror on the driver's and passenger's side, 7" screen on the A-pillar as prow and kerbside mirror on the driver's and passenger's side, Adjustment controller for visual field expansion	10.035,00 €
052032 / 04	Heating for standard cab seats	855,00 €
052130 / 45	Luxury driver's cab seats, air suspended and heated, with lumbar support, armrests	4.425,00 €
052350 / 45	Luxury driver's cab seats, air suspended and heated, with lumbar support, armrests, ventilation (only in combination with leather upholstery)	5.135,00 €
024959 / 05	Flush, double-glazed driver's cab side windows, electrically activated	1.360,00 €
021039 / 06	Double horn air fanfare (only in combination with luxury driver's cab seats)	1.100,00 €
031909 / 01	USB socket in dashboard	260,00 €
017508 / 20	Additional noise insulation for engine compartment, front side walls and front wheel arches	1.705,00 €



Prices in Euro (incl. 20% VAT)

1) weight in kg 2) only combined with Electrical Package

Images and descriptions may contain options that are subject to surcharge.

STRUCTURE . KITCHEN

Item / Weight <sup>1</sup>		all models
022026 / 50	Electrically operated roof awning 5,0 m, with LED lighting, dimmable with remote control <sup>2</sup>	3.215,00 €
022028 / 60	Electrically operated roof awning 6,0 m, with LED lighting, dimmable with remote control <sup>2</sup>	3.320,00 €
022051 / 03	LED lighting underneath of roof profile on driver's side with remote control	960,00 €
020554 / 15	"TOP-Class" entrance door, extra-large with code lock and remote control, window with darkening blind and flyscreen (LOFT)	1.705,00 €
025264 / 07	Midi rooflight in bedroom (instead of standard rooflight)	855,00 €
025265 / 13	Panoramic rooflight Heki 3 in bedroom (instead of standard rooflight)	1.605,00 €
025266 / 08	Panoramic rooflight Heki 3 in living room (instead of standard rooflight)	1.200,00 €
037500 / 07	Furniture safe with electronic locking, motor-driven locking system, 8,3 l volume	455,00 €
020331 / 05	Carbon look exterior for sidewalls and vehicle front (PALACE style)	2.310,00 €
031945 / 05	Double floor lighting	755,00 €
021030 / 03	Parking sensors in the rear bumper	960,00 €
020110 / 12	Aluminium chequer plate on the rear garage floor (only for scooter garage)	755,00 €
020481 / 50	Bicycle elevator for two bicycles with charging socket for e-bikes (only for LOFT LINER 100 GQ)	3.215,00 €
020131 / 04	Lashing rail package with 3 additional lashing rails incl. 3 lashing eyes each in rear garage, each on driver's and passenger's side (only for LOFT LINER 100 GQ)	795,00 €
036112 / 03	Clothes rail in rear garage (only for scooter garage)	355,00 €
031062 / 10	Central locking of external storage flaps except for gas bottle compartment and entrance door (only for LOFT)	3.115,00 €
031061 / 10	Central locking of external storage flaps except for gas bottle compartment and entrance door (only for LOFT LINER)	2.210,00 €
020314 / 05	Illuminated MORELO logo on the vehicle front	755,00 €
043105 / 15	Mineral material kitchen worktop, mat finish, flush sink covers, in various designs	1.605,00 €
043406 / 20	Microwave oven with grill and hot-air function	1.000,00 €
043057 / 32	Luxury dishwasher, pull-out underneath cooker (230 V via mains connection, not in combination double pull-out drawers)	2.410,00 €
043275 / 05	Double pull-out drawers underneath cooker (not in combination with dishwasher)	555,00 €
043268 / 05	Nespresso coffee machine with capsule holder, shelf and 230 V socket <sup>2</sup>	595,00 €
025167 / 05	Extractor fan instead of standard rooflight	960,00 €
045611 / 20	177 litres AES refrigerator with separate freezer compartment, dark-mirrored fridge door, automatic and manual energy selection and gas oven (instead of the standard)	2.110,00 €
043470 / 08	SILWY glass assortment: magnetic wine and sparkling wine glasses in the dinette upper cabinet and coffee cups, whisky and water glasses in the kitchen upper cabinet, 4 of each with MORELO logo (instead of the standard)	1.100,00 €

**CLEAR BENEFITS**

---

**WE PROVIDE A CLEAR VIEW**

Whether single-pane or laminated safety glass, our over 33 years of experience mean that we offer optimum support for stone chips, cracks or breakage.


**Mobile replacement of all windows in your motorhome – even at your holiday destination**

**Stone chip repairs**  
**Motorhome glass in OEM quality**  
**Experienced and specialised fitters**  
**Support with insurance issues**  
**All services guaranteed**

A small stone chip or a large crack? Repairing, conditioning or replacing the glass pane? We are in a class of our own when it comes to motorhome glazing. We will gladly support you and your MORELO motorhome at your holiday destination, regardless of whether you are in Trieste, Trondheim or Tarascon.

[www.zentrale-autoglas.de](http://www.zentrale-autoglas.de)

**ZENTRALE AUTOGLAS**  
**Die Womo Profis**



Prices in Euro (incl. 20% VAT)

<sup>1)</sup> weight in kg <sup>2)</sup> only combined with Electrical Package

LIVING ROOM . BATHROOM . BEDROOM

	Item / Weight <sup>1</sup>	all models	
LIVING ROOM	050601 / 05	Wall and ceiling covering in smooth finish, with artificial leather	1.905,00 €
	036600 / 0	Decor change for furniture fronts (price per unit, position and number may be freely selected, not for curved overhead locker doors)	150,00 €
	035361 / 86	Bar seating group (passenger's side) with adjustable single seat and seating bench (incl. homologation for one additional person, not for 79 L and 84 M, Q-layouts)	2.610,00 €
	035983 / 40	Seat belt for 1 person on single seating bench	1.000,00 €
	035984 / 45	Seat belts for 2 persons on multifunctional seating bench	1.100,00 €
	042204 / 07	Height-adjustable table column, with extra cushion insert (only for standard lounge seating group)	1.000,00 €
	042899 / 0	CASHMERE style: Wood decor in aralia with light grey furniture fronts	1.200,00 €
	042911 / 35	NOVEL living world: Seating bench opened towards the living area, kitchen worktop in mineral material, double sink, generous worktop, fully deep pull-out drawers in the kitchen block, Nespresso coffee machine with capsule holder and 230 V socket <sup>2</sup> (not for Q-layouts)	5.840,00 €
BATHROOM	036002 / 12	Ceramic cassette toilet, incl. SOG toilet ventilation (not in combination with fixed-tank toilet)	555,00 €
	036133 / 43	Fixed-tank toilet with ceramic toilet bowl, with ca. 200 litres blackwater tank (LOFT)	3.115,00 €
	036135 / 43	Fixed-tank toilet with ceramic toilet bowl, with ca. 250 litres blackwater tank (LOFT LINER)	3.115,00 €
	036093 / 06	Bathroom door with satinated glass filling (not for Q-layouts)	555,00 €
	036025 / 06	Raised toilet seat (ca. 50 mm) for fixed-tank toilets	455,00 €
	025268 / 05	Extractor fan instead of standard rooflight	960,00 €
BEDROOM	052207 / 34	Electrically activated drop-down bed	2.610,00 €
	036256 / 05	Multizone mattress and "watergel" topping incl. comfort bed suspension for drop-down bed	655,00 €
	036235 / 05	Rear bed with multizone mattress and "watergel" topping incl. comfort slat base	960,00 €
	036350 / 07	Rear bed with lying surface over the entire width, for L-layouts, incl. EvoPore mattress with "watergel" topping	2.110,00 €
	036351 / 40	Rear bed with lying surface over the entire width, for M-layouts, with overhead lockers like in L-version, incl. multi-zone EvoPore mattress with "watergel" topping (not for Q-layouts)	3.115,00 €

**DOMETIC  
FRESHJET 3000**

---

**EFFICIENT AND SILENT**

The Dometic FreshJet 3000 is equipped with an innovative two-cylinder inverter compressor. The patented technology minimises vibrations and is considerably more efficient than conventional compressor equivalents.





Thanks to the intelligent design on the highest level, the FreshJet 3000 is in a league of its own and provides motorhome passengers with fresh and cool air at the touch of a button.

[dometic.com](http://dometic.com)

Prices in Euro (incl. 20% VAT)

<sup>1)</sup> weight in kg <sup>2)</sup> only combined with Electrical Package

Images and descriptions may contain options that are subject to surcharge.

**ELECTRONICS . MULTIMEDIA**

Item / Weight <sup>1</sup>		all models
031050 / 02	Alarm system	1.505,00 €
025238 / 40	Roof air conditioning, in the bathroom or in the corridor between shower and bathroom with infrared remote control (total vehicle height + 130 mm), functioning via mains connection only	3.720,00 €
037161 / 23	Solar panels, with 2 x 130 W maximum power	2.210,00 €
037163 / 44	Solar panels, with 4 x 130 W maximum power (if sufficient space on the roof)	3.925,00 €
037164 / 67	Solar panels, with 6 x 130 W maximum power (if sufficient space on the roof)	5.635,00 €
031476 / 42	Electrical Package "Energy Lithium Power" (instead of serial standard) Lithium-iron-phosphate battery 1 x 340 Ah (discharging level 100% = 340 Ah), combined charger / inverter 120 A / 3.000 W, with power sharing, fully automatic top-class battery protection	10.075,00 €
031466 / 34	Additional Lithium battery 340 Ah (only combined with electrical package „Lithium Power“, max. 3 batteries in total)	5.535,00 €
025057 / 0	230 V appliances on inverter operation (min. 2 lithium batteries necessary)	290,00 €
031450 / 05	Sine wave inverter 300 W (with separate socket for continuous use of small appliances, e.g. respirator)	655,00 €
031909 / 01	Additional USB socket (specify exact position)	260,00 €
031904 / 02	Combination socket 12 V, TV / outside TV connection (in the electrical compartment)	425,00 €
031905 / 02	Combination socket 12 V, TV / outside signal feed (in the electrical compartment)	425,00 €
044103 / 05	Dyson vacuum cleaner V8 Absolut	855,00 €
037149 / 08	Double-DIN moniceiver radio with CD / DVD player, monitor, twin reversing camera and 4 loudspeakers in the driver's cabin	2.110,00 €
037112 / 08	Navigation system: removable 10" touch screen panel with vehicle-specific navigation, steering wheel remote control, twin reversing camera with shutter, integrated DAB+ tuner, hands-free set for telephone with Bluetooth and four loudspeakers	4.025,00 €
037090 / 04	Twin reversing camera with shutter	1.400,00 €
037096 / 08	Birdview camera set with a separate 7" monitor	3.720,00 €
	TV packages with LED flatscreen: satellite TV system, Oyster V, with 85 cm dish, fully automatic orientation, multi-user facility via TWIN-LNB, LED flatscreen with Smart TV function; (total vehicle height + ca. 80 mm)	
	<b>for LOFT and LOFT LINER</b>	
037623 / 55	- 27" TV underneath glass cabinet in the entrance area and 27" TV in the bedroom	6.040,00 €
037619 / 58	- 32" TV electrically lowerable in overhead locker (passenger's side) with glasses and soundbar and 27" TV in the bedroom	6.845,00 €
037631 / 58	- 32" TV electrically lowerable in overhead locker (driver's side) with glasses and soundbar and 27" TV in the bedroom	7.855,00 €
037652 / 56	- 32" TV in the overhead locker above the dashboard with soundbar, overhead locker (passenger's side) with glasses, 27" TV in the bedroom (not in combination with drop-down bed)	6.845,00 €
	<b>for LOFT LINER MQ / GQ</b>	
037625 / 58	- 32" TV electrically lowerable in overhead locker (passenger's side) with glasses and 40" TV in the bedroom with soundbar	8.260,00 €
037635 / 58	- 32" TV electrically extendable between the kitchen and lounge seating group, overhead locker (passenger's side) with glasses, 40" TV in the bedroom with soundbar	8.460,00 €
037301 / 05	LTE-WLAN router with DualSIM	2.310,00 €

Prices in Euro (incl. 20% VAT)

<sup>1)</sup> weight in kg

# MORELO LOFT . LOFT LINER | SPECIAL EQUIPMENT

## SUPPLY . UPHOLSTERY + DECORATION . SERVICE

	Item / Weight <sup>1</sup>	all models	
SUPPLY	034225 / 01	Central filter unit for cleaning and decalcifying the freshwater supply	1.100,00 €
	034202 / 03	External shower in front of rear axle on driver's side	395,00 €
	035990 / 05	Greywater pump for transfer of waste water into the blackwater tank (only for fixed-tank toilet)	1.100,00 €
	018143 / 02	Pressure sensors for precise measuring of freshwater and wastewater tank levels	755,00 €
	018142 / 03	Pressure sensors for precise measuring of freshwater, wastewater and blackwater tank levels	1.060,00 €
	018145 / 02	Bluetooth box for precise measuring of levels (only in combination with pressure sensors)	755,00 €
	036024 / 03	Electrical opening for waste water	960,00 €
	036024-01 / 03	Electrical opening for optional blackwater tank	960,00 €
	036096 / 01	Camera next to electrical openings	1.400,00 €
	033022 / 02	Gas alarm, to monitor living area	555,00 €
	034190 / 03	Heat regulator in bedroom	555,00 €
	044000 / 14	Floor heating in living room and bathroom	2.815,00 €
	018600 / 15	Diesel auxiliary heating, with convenient continuous heating via heat exchanger (5.200 W) incl. timer	3.320,00 €
	033026 / 03	Outside gas connection, fixed to the side wall on the passenger's side	355,00 €
	033009 / 88	70 litres gas tank, with remote filling in the side wall and level indicator	2.815,00 €
	033007 / 111	120 litres gas tank, with remote filling in the side wall and level indicator	3.015,00 €
	033015 / 145	150 litres gas tank, with remote filling in the side wall and level indicator in control panel display (only LOFT LINER, if technically possible)	3.175,00 €
023103 / 77	2.600 W fuel generator with 10 litres petrol tank, fixed installation	5.435,00 €	
034206 / 20	Ca. 410 litres freshwater tank / ca. 280 litres wastewater tank / ca. 280 litres blackwater tank, instead of serial tank (only for LOFT LINER)	1.565,00 €	
UPHOLSTERY + DECORATION	050100 / 0	Microfibre upholstery, in a variety of patterns	standard
	050507 / 20	Fabric-leather "Trendline" upholstery combination, in a variety of patterns	3.520,00 €
	050500 / 27	Leather upholstery, in a variety of patterns	4.125,00 €
	050506 / 27	BiColor leather upholstery, in a variety of patterns	4.630,00 €
	051312 / 20	Living area carpet in Sisal Sierra or velours colours Coco 830 beige, 865 grey-brown and 2051 chocolate	1.300,00 €
	051311 / 20	Living area carpet in special velours colour	1.605,00 €
	051276 / 05	Decoration package "LEAF LINE" consisting of 8 cushions and LEAF LINE decorative side curtains instead of the standard ones, in a variety of patterns	895,00 €
	051271 / 03	Venetian blinds in the living room, pleated blinds in the bedroom	895,00 €
	051272 / 05	Venetian blinds in the living room and in the bedroom	1.400,00 €
	051280 / 05	Sliding curtains in the living room and in the bedroom	1.300,00 €
SERVICE		High-performance paint coating on ceramic basis for optimal paint protection of the side walls, front and rear. Optimal vehicle care and value preservation.	
	020398 / 0	- MORELO LOFT and LOFT LINER	2.915,00 €
	020393 / 0	- MORELO LOFT LINER with G-layout	3.520,00 €
	020381 / 0	Wax-based anti-corrosion coating for optimal rust protection of the chassis and the underbody (LOFT)	2.320,00 €
	020382 / 0	Wax-based anti-corrosion coating for optimal rust protection of the chassis and the underbody (LOFT LINER)	2.620,00 €
	090000 / 0	Vehicle delivery at the factory, with extensive briefing in German language and: handover inspection, diesel tank and gas filling, vouchers of 100,00 €, MORELO towel set, 1 x MORELO umbrella, 2 x MORELO cap, factory tour	1.905,00 €

Prices in Euro (incl. 20% VAT)

<sup>1)</sup> weight in kg

Images and descriptions may contain options that are subject to surcharge.



# NEXT LEVEL TRAVEL COMFORT

---

**How do you make First Class even better?** By taking the best and making it even better. The MORELO PALACE fascinates with a particularly striking, modern and dynamic design. The clean lines give your travels an elegant touch. Thanks to the extra wide Wide Axle (optional), you have a whole new driving experience. And so you travel in even more comfort to the most beautiful places in the world.

# MODEL OVERVIEW

## MORELO PALACE ON IVECO DAILY

### PALACE 85 L



### PALACE 88 LB



### PALACE 90 LS



### PALACE 93 LSB



### PALACE 90 M



### PALACE 93 MB



### PALACE 88 GQ



### PALACE 90 G



PALACE

# TECHNICAL SPECIFICATIONS

## MORELO PALACE

### PALACE 85 L



incl. scooter garage

### PALACE 88 LB



incl. scooter garage

**IVECO Daily 70 C 18**  
7.490 kg

**IVECO Daily 70 C 18**  
7.490 kg

ENGINE	Serial diesel engine (cylinders)	4	4
	Cubic capacity (litres)	3,0	3,0
	Max. power (kW/HP)	129 / 175	129 / 175
	Max. torque (Nm)	430	430
	Emission class	EURO VI e	EURO VI e
WEIGHT	Technically permissible max. weight (kg) <sup>1</sup>	7.490	7.490
	Mass in running order (kg) <sup>1</sup>	5.350	5.420
	Payload (kg) <sup>1</sup>	2.140	2.070
	Tow load with fixed / removable ball head (kg)	3.500	3.500
	Permissible max. train weight w. fixed / removable ball head (kg)	10.700	10.700
DIMENSIONS	Total length (mm)	8.690	8.990
	Total width (mm)	2.400 / 2.500 <sup>2</sup>	2.400 / 2.500 <sup>2</sup>
	Total height (mm)	3.490 <sup>3</sup>	3.490 <sup>3</sup>
	Wheel base (mm)	4.750	4.900
	Lounge bench, left (mm)	1.440 x 1.000	1.740 x 1.000
	Couch, right (mm)	1.250 x 650	1.250 x 650
	Rear bed (mm)	2 x 2.000 x 1.060 / 1.110 <sup>2</sup>	2 x 2.000 x 1.060 / 1.110 <sup>2</sup>
	Drop-down bed (option) (mm)	2.000 x 1.300	2.000 x 1.300
	Garage door (driver's side / passenger's side h x w in mm)	1.230 x 1.120	1.230 x 1.120
	€	<b>270.150,00 €</b>	<b>275.200,00 €</b>
2) surcharge for XL width (payload -40 kg)		5.040,00 €	5.040,00 €

Prices in Euro (incl. 20% VAT)

1) see back 3) if leaf springs on the rear axle + 100 mm



**PALACE 90 LS**

**PALACE 93 LSB**



incl. scooter garage



incl. scooter garage

**IVECO Daily 70 C 18**  
7.490 kg

**IVECO Daily 70 C 18**  
7.490 kg

ENGINE	Serial diesel engine (cylinders)	4	4
	Cubic capacity (litres)	3,0	3,0
	Max. power (kW/HP)	129 / 175	129 / 175
	Max. torque (Nm)	430	430
	Emission class	EURO VI e	EURO VI e
WEIGHT	Technically permissible max. weight (kg) <sup>1</sup>	7.490	7.490
	Mass in running order (kg) <sup>1</sup>	5.500	5.600
	Payload (kg) <sup>1</sup>	1.990	1.890
	Tow load with fixed / removable ball head (kg)	3.500	3.500
	Permissible max. train weight w. fixed / removable ball head (kg)	10.700	10.700
DIMENSIONS	Total length (mm)	9.190	9.490
	Total width (mm)	2.400 / 2.500 <sup>2</sup>	2.400 / 2.500 <sup>2</sup>
	Total height (mm)	3.490 <sup>3</sup>	3.490 <sup>3</sup>
	Wheel base (mm)	4.900	5.100
	Lounge bench, left (mm)	1.440 x 1.000	1.740 x 1.000
	Couch, right (mm)	1.250 x 650	1.250 x 650
	Rear bed (mm)	2 x 2.000 x 1.060 / 1.110 <sup>2</sup>	2 x 2.000 x 1.060 / 1.110 <sup>2</sup>
	Drop-down bed (option) (mm)	2.000 x 1.300	2.000 x 1.300
	Garage door (driver's side / passenger's side h x w in mm)	1.230 x 1.120	1.230 x 1.120
	€	<b>277.200,00 €</b>	<b>278.200,00 €</b>

2) surcharge for XL width (payload -40 kg)

5.040,00 €

5.040,00 €

**Prices in Euro (incl. 20% VAT)**

1) see back 3) if leaf springs on the rear axle + 100 mm

Images and descriptions may contain options that are subject to surcharge.

# TECHNICAL SPECIFICATIONS

## MORELO PALACE

### PALACE 90 M



incl. scooter garage

### PALACE 93 MB



incl. scooter garage

**IVECO Daily 70 C 18**  
7.490 kg

**IVECO Daily 70 C 18**  
7.490 kg

ENGINE	Serial diesel engine (cylinders)	4	4
	Cubic capacity (litres)	3,0	3,0
	Max. power (kW/HP)	129 / 175	129 / 175
	Max. torque (Nm)	430	430
	Emission class	EURO VI e	EURO VI e
WEIGHT	Technically permissible max. weight (kg) <sup>1</sup>	7.490	7.490
	Mass in running order (kg) <sup>1</sup>	5.500	5.600
	Payload (kg) <sup>1</sup>	1.990	1.890
	Tow load with fixed / removable ball head (kg)	3.500	3.500
	Permissible max. train weight w. fixed / removable ball head (kg)	10.700	10.700
DIMENSIONS	Total length (mm)	9.190	9.490
	Total width (mm)	2.400 / 2.500 <sup>2</sup>	2.400 / 2.500 <sup>2</sup>
	Total height (mm)	3.490 <sup>3</sup>	3.490 <sup>3</sup>
	Wheel base (mm)	4.900	5.100
	Lounge bench, left (mm)	1.440 x 1.000	1.740 x 1.000
	Couch, right (mm)	1.250 x 650	1.250 x 650
	Rear bed (mm)	2.000 x 1.630	2.000 x 1.630
	Drop-down bed (option) (mm)	2.000 x 1.300	2.000 x 1.300
	Garage door (driver's side / passenger's side h x w in mm)	1.230 x 1.120	1.230 x 1.120
€	<b>277.200,00 €</b>	<b>278.200,00 €</b>	
2) surcharge for XL width (payload -40 kg)		5.040,00 €	5.040,00 €

Prices in Euro (incl. 20% VAT)

1) see back 3) if leaf springs on the rear axle + 100 mm

# TECHNICAL SPECIFICATIONS

## MORELO PALACE

### PALACE 88 GQ



Length: ≤ 2,75 m\*  
Height: ≤ 1,56 m\*

### PALACE 90 G



Length: ≤ 2,75 m\*  
Height: ≤ 1,56 m\*

**IVECO Daily 70 C 18**  
7.490 kg

**IVECO Daily 70 C 18**  
7.490 kg

ENGINE	Serial diesel engine (cylinders)	4	4
	Cubic capacity (litres)	3,0	3,0
	Max. power (kW/HP)	129 / 175	129 / 175
	Max. torque (Nm)	430	430
Emission class	EURO VI e	EURO VI e	
WEIGHT	Technically permissible max. weight (kg) <sup>1</sup>	7.490	7.490
	Mass in running order (kg) <sup>1</sup>	5.540	5.720
	Payload (kg) <sup>1</sup>	1.950	1.770
	Tow load with fixed / removable ball head (kg)	2.500	2.500
	Permissible max. train weight w. fixed / removable ball head (kg)	10.700	10.700
DIMENSIONS	Total length (mm)	8.990	9.540
	Total width (mm)	2.400	2.400
	Total height (mm)	3.490	3.490
	Wheel base (mm)	4.750	5.100
	Lounge bench, left (mm)	1.250 x 1.000	1.440 x 1.000
	Couch, right (mm)	900 x 650	1.250 x 650
	Rear bed (mm)	2.080 x 1.630	2.080 x 1.630
	Drop-down bed (option) (mm)	2.000 x 1.300	2.000 x 1.300
	Rear garage door electric (passage h x w in mm)	1.570 x 2.000	1.570 x 2.000
€	<b>300.400,00 €</b>	<b>302.400,00 €</b>	

Prices in Euro (incl. 20% VAT)

<sup>1)</sup> see back \*<sup>1)</sup> Observe the technically permissible max. weight! Only Smart with combustion engine, E-Smart only on request.

Images and descriptions may contain options that are subject to surcharge.



# MODEL OVERVIEW

## MORELO PALACE LINER ON MERCEDES-BENZ ATEGO

### PALACE LINER 88 LB



### PALACE LINER 93 LSB



### PALACE LINER 93 MB



### PALACE LINER 95 GB



### PALACE LINER 99 GSB



### PALACE LINER 103 GSB



### PALACE LINER 110 GSB



All PALACE LINERS are in **XL-width**.

PALACE LINER



**PALACE LINER 88 LB**

**PALACE LINER 93 LSB**



incl. scooter garage



incl. scooter garage

**Mercedes-Benz Atego  
1230 L**

**Mercedes-Benz Atego  
1230 L**

	Mercedes-Benz Atego 1230 L	Mercedes-Benz Atego 1230 L	
<b>ENGINE</b>	Serial diesel engine (cylinders)	6	6
	Cubic capacity (litres)	7,7	7,7
	Max. power (kW/HP)	220 / 299	220 / 299
	Max. torque (Nm)	1.200	1.200
	Emission class	EURO VI e	EURO VI e
<b>WEIGHT</b>	Technically permissible max. weight (kg) <sup>1</sup>	11.990	11.990
	Mass in running order (kg) <sup>1</sup>	7.820	8.000
	Payload (kg) <sup>1</sup>	4.170	3.990
	Tow load with fixed / removable ball head (kg)	3.500 / 2.910	3.500 / 2.910
	Permissible max. train weight w. fixed / removable ball head (kg)	15.490 / 14.900	15.490 / 14.900
<b>DIMENSIONS</b>	Total length (mm)	8.990	9.490
	Total width (mm)	2.500	2.500
	Total height (mm)	3.720	3.720
	Wheel base (mm)	4.460	4.760
	Lounge bench, left (mm)	1.740 x 1.000	1.740 x 1.000
	Couch, right (mm)	1.250 x 650	1.250 x 650
	Rear bed (mm)	2 x 2.000 x 1.110	2 x 2.000 x 1.110
	Drop-down bed (option) (mm)	2.100 x 1.300	2.100 x 1.300
	Garage door (driver's side / passenger's side h x w in mm)	1.230 x 1.120	1.230 x 1.120
<b>€</b>	<b>373.000,00 €</b>	<b>376.050,00 €</b>	

Prices in Euro (incl. 20% VAT)

<sup>1)</sup> see back

## PALACE LINER 93 MB



incl. scooter garage

### Mercedes-Benz Atego 1230 L

ENGINE	Serial diesel engine (cylinders)	6
	Cubic capacity (litres)	7,7
	Max. power (kW/HP)	220 / 299
	Max. torque (Nm)	1.200
	Emission class	EURO VI e
WEIGHT	Technically permissible max. weight (kg) <sup>1</sup>	11.990
	Mass in running order (kg) <sup>1</sup>	8.100
	Payload (kg) <sup>1</sup>	3.890
	Tow load with fixed / removable ball head (kg)	3.500 / 2.910
	Permissible max. train weight w. fixed / removable ball head (kg)	15.490 / 14.900
DIMENSIONS	Total length (mm)	9.490
	Total width (mm)	2.500
	Total height (mm)	3.720
	Wheel base (mm)	4.760
	Lounge bench, left (mm)	1.740 x 1.000
	Couch, right (mm)	1.250 x 650
	Rear bed (mm)	2 x 2.000 x 1.110
	Drop-down bed (option) (mm)	2.100 x 1.300
	Garage door (driver's side / passenger's side h x w in mm)	1.230 x 1.120
€	<b>376.050,00 €</b>	

Prices in Euro (incl. 20% VAT)

<sup>1)</sup> see back

Images and descriptions may contain options that are subject to surcharge.

**PALACE LINER 95 GB**



Length: ≤ 2,75 m\*  
Height: ≤ 1,56 m\*

**PALACE LINER 99 GSB**



Length: ≤ 2,75 m\*  
Height: ≤ 1,56 m\*

	<b>Mercedes-Benz Atego 1230 L</b>	<b>Mercedes-Benz Atego 1530 L</b>	<b>Mercedes-Benz Atego 1230 L</b>	<b>Mercedes-Benz Atego 1530 L</b>	
<b>ENGINE</b>	Serial diesel engine (cylinders)	6	6	6	
	Cubic capacity (litres)	7,7	7,7	7,7	
	Max. power (kW/HP)	220 / 299	220 / 299	220 / 299	220 / 299
	Max. torque (Nm)	1.200	1.200	1.200	1.200
	Emission class	EURO VI e	EURO VI e	EURO VI e	EURO VI e
<b>WEIGHT</b>	Technically permissible max. weight (kg) <sup>1</sup>	11.990	15.000	11.990	15.000
	Mass in running order (kg) <sup>1</sup>	8.400	8.490	8.400	8.580
	Payload (kg) <sup>1</sup>	3.590	6.510	3.590	6.420
	Tow load with fixed / removable ball head (kg)	3.500 / 2.910	3.310 / 2.780	3.500 / 2.910	3.310 / 2.780
	Permissible max. train weight w. fixed / removable ball head (kg)	15.490 / 14.900	18.500 / 17.900	15.490 / 14.900	18.500 / 17.900
<b>DIMENSIONS</b>	Total length (mm)	9.850	9.850	10.250	10.250
	Total width (mm)	2.500	2.500	2.500	2.500
	Total height (mm)	3.720	3.720	3.720	3.720
	Wheel base (mm)	5.060	5.060	5.360	5.360
	Lounge bench, left (mm)	1.740 x 1.000	1.740 x 1.000	1.740 x 1.000	1.740 x 1.000
	Couch, right (mm)	1.250 x 650	1.250 x 650	1.250 x 650	1.250 x 650
	Rear bed (mm)	2.080 x 1.630	2.080 x 1.630	2.080 x 1.630	2.080 x 1.630
	Drop-down bed (option) (mm)	2.100 x 1.300	2.100 x 1.300	2.100 x 1.300	2.100 x 1.300
	Rear garage door electric (passage h x w in mm)	1.570 x 2.100	1.570 x 2.100	1.570 x 2.100	1.570 x 2.100
<b>€</b>	<b>396.200,00 €</b>	<b>410.300,00 €</b>	<b>399.250,00 €</b>	<b>413.350,00 €</b>	

Prices in Euro (incl. 20% VAT)

1) see back \*) cars that cannot be towed on request



**PALACE LINER 103 GSB**

**PALACE LINER 110 GSB**



Length: ≤ 3,55 m\*  
Height: ≤ 1,48 m\*




Length: ≤ 4,10 m\*  
Height: ≤ 1,48 m\*


	<b>Mercedes-Benz Atego 1230 L</b>	<b>Mercedes-Benz Atego 1530 L</b>	<b>Mercedes-Benz Atego 1230 L</b>	<b>Mercedes-Benz Atego 1530 L</b>	
<b>ENGINE</b>	Serial diesel engine (cylinders)	6	6	6	
	Cubic capacity (litres)	7,7	7,7	7,7	
	Max. power (kW/HP)	220 / 299	220 / 299	220 / 299	220 / 299
	Max. torque (Nm)	1.200	1.200	1.200	1.200
	Emission class	EURO VI e	EURO VI e	EURO VI e	EURO VI e
<b>WEIGHT</b>	Technically permissible max. weight (kg) <sup>1</sup>	11.990	15.000	11.990	15.000
	Mass in running order (kg) <sup>1</sup>	9.040	9.130	9.480	9.570
	Payload (kg) <sup>1</sup>	2.950	5.870	2.510	5.430
	Tow load with fixed / removable ball head (kg)	3.500 / 2.910	3.310 / 2.780	3.500 / 2.910	3.310 / 2.780
	Permissible max. train weight w. fixed / removable ball head (kg)	15.490 / 14.900	18.500 / 17.900	15.490 / 14.900	18.500 / 17.900
<b>DIMENSIONS</b>	Total length (mm)	10.850	10.850	11.280	11.280
	Total width (mm)	2.500	2.500	2.500	2.500
	Total height (mm)	3.720	3.720	3.720	3.720
	Wheel base (mm)	5.660	5.660	5.660	5.660
	Lounge bench, left (mm)	1.740 x 1.000	1.740 x 1.000	1.740 x 1.000	1.740 x 1.000
	Couch, right (mm)	1.250 x 650	1.250 x 650	1.250 x 650	1.250 x 650
	Rear bed (mm)	2.080 x 1.630	2.080 x 1.630	2.080 x 1.630	2.080 x 1.630
	Drop-down bed (option) (mm)	2.100 x 1.300	2.100 x 1.300	2.100 x 1.300	2.100 x 1.300
	Rear garage door electric (passage h x w in mm)	1.570 x 2.100	1.570 x 2.100	1.570 x 2.100	1.570 x 2.100
<b>€</b>	<b>407.300,00 €</b>	<b>421.400,00 €</b>	<b>414.350,00 €</b>	<b>428.450,00 €</b>	

Prices in Euro (incl. 20% VAT)

1) see back \* cars that cannot be towed on request

Images and descriptions may contain options that are subject to surcharge.

ENGINE	<b>Base vehicle MORELO PALACE: IVECO Daily</b>		<b>7,49 t</b>
	Turbo diesel engine, with rear wheel drive		3,0 litres / 129 kW / 175 HP
	Fuel tank, in litres		90
	Emission class EURO VI e		AdBlue, 20 litres
	Manual transmission		6-gear
	Alternator		14 V / 250 A <sup>3</sup> / 3.080 W
CHASSIS	All season tires (Continental Vanco Four Season) 		225 / 75 R 16
	Disc brakes, on front and rear axle		■
	Breakdown set, with warning triangle, first-aid kit, warning light, wheel chock and tire pressure kit		■
Air suspension on front and rear axle for PALACE 88 GQ / 90 G		■	
DRIVING SAFETY	Electronic anti-lock braking system (ABS)		■
	Traction control system (ASR)		■
	Electronical Stability Program (ESP)		■
	Cruise control		■
	Active tire pressure monitoring system		■

ENGINE	<b>Base vehicle PALACE LINER</b>		<b>Mercedes Benz Atego</b>
	Turbo diesel engine, with rear wheel drive		7,7 litres / 220 kW / 299 HP
	Differential lock		■
	Fuel tank, in litres		180
	Emission class EURO VI e		AdBlue, 35 litres
	Automatized transmission		8-gear
Alternator		28 V / 150 A / 4.200 W	
CHASSIS	Tires on rear axle with traction profile 		285 / 70 R 19,5
	Stainless steel wheel covers		■
	Dual-circuit compressed air brake and engine brake		■
	Disc brakes, on front and rear axle		■
	Air suspension on front and rear axle with lifting and lowering function		■
	Breakdown set, with warning triangle, first-aid kit, warning light and wheel chock		■
DRIVING SAFETY	Electronic anti-lock braking system (ABS)		■
	Traction control system (ASR)		■
	Electronical Stability Program (ESP)		■
	Lane Departure Warning		■
	Emergency Brake Assist		■
	Reinforced Engine Brake		■
	Underride protection		■
	Cruise control		■

■ Standard Equipment 3) With optional retarder 220 A only

**COCKPIT . LIGHTS . STRUCTURE**

COCKPIT	Driver's cab seats, swiveling, with armrests and integrated belt system
	Roller plissee behind windscreen, electrically activated, darkening blind with privacy screen and sunblind function
	Panoramic windscreen with laminated glass, tinted, heatable
	Flush, double-glazed driver's cab side windows, mechanically activated
	Air conditioning in driver's cab
	Steering wheel, adjustable in height and angle
	Outside mirrors (incl. wide-angle and front mirror) and windscreen wiper system in bus style
	Radio in driver's cab, with CD and MP3 player
	High-performance 2-way loudspeakers in driver's cab side panelling and on the dashboard
	Sockets, 2 x USB charging and 2 x 230 V
	Optimized noise insulation of engine compartment
Fully insulated driver's cab, new GRP module	
Independent premium dashboard, with ambient lighting, cupholder and cooled refreshment compartment	
LIGHTS	Halogen main headlights, with optical lens and additional main beam
	Fog lights
	LED daytime running lights
	LED rear lights, with chrome ring
STRUCTURE	Side walls and roof are 42 mm thick, 38 mm of which consists of closed-cell RTM hard foam
	Aluminium roof profile rails, with rainwater channels to help keeping side walls clean
	Side walls in alu-RTM-alu sandwich design, smooth and high-gloss
	Roof in GRP-RTM-alu sandwich design, hail protection and low heat conductivity
	Underfloor in GRP-RTM-GRP sandwich design, robust, corrosion-free, no timber used
	Cold-bridge-free wall joint technology, using highly compressed rigid PU profiles
	Garage door with electrical unlocking or electrical rear hatch for car garages
	Lightning protection, Faraday cage
	Heatable double floor, 420 mm high for PALACE, 480 mm for PALACE LINER, side access via external flaps
	"Top Class" entrance door with window, extra large, electric with code lock and remote control, as well as blind and flyscreen
	Interior entrance step, heated, with two incorporated pull-out drawers
	Exterior entrance step, 2-step, electrically extendable with safety circuit (PALACE)
	Exterior entrance step, 3-step, electrically extendable with safety circuit, (PALACE LINER)
	Rear garage with doors to the right and to the left, floor rails with lashing eyelets and 230 V socket, electrical release (not for G models)
	Rear wall with fibreglass compound sandwich design, PU foam core
	Plastic windows in living area, double-glazed and tinted, collapsible outwards or sliding, with pleated blackout blind and flyscreen
	Storage space flaps thermally separated with electrical release, carpeted inside
	Entirely wood-free exterior structure
	Front and lateral skirting, from highly sturdy fibreglass compound
	External adhesives in black
Sturdy handle for easy entry, backlighted	

PALACE

PALACE LINER

**LIVING ROOM + BEDROOM . KITCHEN**

LIVING ROOM + BEDROOM

- Floor covering made from easy-care, high-grade vinyl
- Flat living area floor, from the rear to the dashboard
- Skylight, with flyscreen and pleated blackout blind in the bedroom
- Double-glazed, panoramic rooflight with flyscreen and pleated blackout blind in the living area
- Lighting canopies with LED spots incl. indirect lighting, dimmable
- Rear bed with comfortably suspended multi-zone mattress and adjustable head part
- Wardrobes with LED lighting
- Microfibre upholstery, including driver and passenger seats
- Seating group with ergonomic upholstery, comfortable multi-layer design with diol-based padding and zip fasteners
- Extensible, sturdy table, with extensive sliding range, laminated
- Ceiling-high double pull-out cabinet at the entrance
- Sockets in the living area and in the bedroom
- Wall panelling with colour-coordinated carpet
- Elegant pleated curtains

KITCHEN

- 177 litres compressor refrigerator with separate freezer compartment, dark-mirrored fridge door
- Microwave oven with grill and hot-air function
- Morelosan kitchen worktop with seamlessly integrated wash/waste bowl and domestic drains (not for PALACE 88 GQ)
- Morelosan kitchen worktop with seamlessly integrated wash bowl and domestic drains (only for PALACE 88 GQ)
- 3-flame stainless steel gas cooker, installed countersunk with automatic ignition and glass cover (not for PALACE 88 GQ)
- 2-flame stainless steel gas cooker, installed countersunk with automatic ignition and glass cover (only for PALACE 88 GQ)
- Single-lever mixer tap, chrome
- Drawers with super-soft closing and cutlery insert
- Pull-out waste bin with two removable containers
- Skylight, with flyscreen and pleated blackout blind
- LED spots, in lighting canopy
- Sockets, 2 x 230 V

EXPERT ADVICE


**PREMIUM QUALITY AT ITS CORE!  
DURABLE AND OPTIMUM INSULATION FOR YOUR MOTORHOME**



When it comes to ensuring optimum thermal insulation and durability of your motorhome or caravan, forward-looking manufacturers such as MORELO rely on high-performance insulating materials from **RAVAGO BUILDING SOLUTIONS**. With their low weight and excellent insulation properties, the **RAVATHERM™ XPS X PLUS RTM** and **RAVATHERM™ XPS X PLUS LB** core layer materials enable high-quality wall structures – for maximum energy efficiency, low fuel consumption and a long service life of your motorhome. Another benefit of the XPS insulation materials from RAVAGO BUILDING SOLUTIONS is their closed cellular structure, which helps prevent the formation of mould to ensure that you can lean back and enjoy the comfort of your mobile home.



RAVATHERM™ XPS X



GRP panels/  
Aluminum layer

[www.ravagobuildingsolutions.com/industry](http://www.ravagobuildingsolutions.com/industry)

**BATHROOM . SUPPLY . ELECTRONICS . CONTROL PANEL**

<b>BATHROOM</b>	Skylight, with flyscreen and pleated blackout blind
	Washstand, with seamlessly integrated sink, push open valve and domestic drain
	Extensible single-lever mixer tap, chrome
	Soap dispenser, cup holder and towel hook
	Lighted mirror closet
	Separate shower, with wall rail, height-adjustable showerhead and drying rail
	Toilet window, with flyscreen and pleated blackout blind with premium bathroom
	Ceramic toilet bowl with ca. 250 litres blackwater tank
	Toilet paper holder and toilet brush
	Spacious wardrobe with LED lighting
LED spots	
Sockets, 2 x 230 V	
<b>SUPPLY</b>	Gas bottle compartment, for 2 x 11 kg gas bottles side by side, with gas controller, hose-breakage protection, gas filter and automatic switchover
	5.500 W hot water gas central heating, with thermostat control, automatic ventilation valve and backflow shut-off
	Electrical heating cartridge, 230 V, up to 3.000 W
	Engine heat exchanger, for using engine calories to heat up the living area
	Floor heating in living area and bathroom and driver's cab
	Heat regulator in bedroom
	Heat regulator in rear garage
	Towel dryer radiator in bathroom, with thermostat control
	Integrated hot-water boiler, serving all tapping points
	Ca. 360 litres freshwater tank, ca. 250 litres wastewater tank and ca. 250 litres blackwater tank, placed in the heated double floor
	Emptying of wastewater and blackwater tank, via drain tap with large cross section in heated double floor and drain hose with bayonet connection
	Domestic style wastewater pipes
	Flushing connections for wastewater tank and blackwater tank
Central pressure water supply	
<b>ELECTRONICS</b>	2 x 230 V sockets in the garage
	12 V socket in the electrical compartment (PALACE)
	230 V CEE connection, with insulated floor inlet
	140 Ah gel battery in double floor including battery monitoring system with overloading and deep-discharge protection
	Automatic charger, electronically controlled, with battery temperature sensor, maximum mains charging current of 25 A
<b>CONTROL PANEL</b>	Central control and monitoring panel, with touch screen
	Shut-off function for on-board electrical system, in case of undervoltage/overheating
	On-board electronics, microprocessor-controlled
	Buttons for switching on/off, lighting, water pump and special equipment, including main switch for all consumers
	Alarm devices, for 'wastewater tank full', 'step extended', 'freshwater tank empty', 'reserve gas bottle in use' and others
	LCD control panel for monitoring of external and internal temperature, external mains supply, parallel battery circuit, battery voltage of the vehicle and leisure batteries
	LCD control panel for monitoring of wastewater tank and freshwater tank levels, gas level (when a gas tank is fitted), charging and discharging amperage, date and time with alarm clock

**PALACE**

**PALACE LINER**





# MORELO PALACE . PALACE LINER | SPECIAL EQUIPMENT

## STRUCTURE . KITCHEN . LIVING ROOM

	Item / Weight <sup>1</sup>	all models	
STRUCTURE	022029 / 60	Electrically operated roof awning 6.0 m, with LED lighting, dimmable with remote control <sup>2</sup>	3.320,00 €
	022051 / 03	LED lighting underneath of roof profile on driver's side, dimmable with remote control	960,00 €
	024955 / 05	Flush, double-glazed driver's cab side windows, electrically activated	1.360,00 €
	025186 / 115	Double-glazed projecting windows with glass cladding outside in EMPIRE style (not for PALACE 88 GQ / 90 G)	9.470,00 €
	025244 / 08	Midi rooflight in bedroom (instead of standard rooflight)	855,00 €
	025245 / 13	Panoramic rooflight Heki 3 in bedroom (instead of standard rooflight)	1.605,00 €
	025249 / 26	Double panoramic rooflight, 2 x Heki 3, in living room (not in combination with drop-down bed)	2.005,00 €
	037500 / 07	Furniture safe with electronic locking, motor-driven locking system, 8,3 l volume	455,00 €
	020320 / 02	Carbon look exterior for side walls and vehicle front	2.005,00 €
	031945 / 05	Double floor lighting	755,00 €
	021030 / 03	Parking sensors in the rear bumper	960,00 €
	020110 / 12	Aluminium chequer plate on the rear garage floor (scooter garage)	755,00 €
	020113 / 12	Aluminium chequer plate on the rear garage floor (car garage)	1.060,00 €
	020474 / 60	Side walls with outer aluminium sheet thickness of 1,4 mm (only for PALACE LINER)	1.705,00 €
	020481 / 50	Bicycle elevator for two bicycles with charging socket for e-bikes (only for PALACE LINER as from model 110)	3.215,00 €
	KITCHEN	020131 / 04	Lashing rail package with 3 additional lashing rails incl. 3 lashing eyes each in rear garage, each on driver's and passenger's side (for G models)
036112 / 03		Clothes rail in rear garage (only for scooter garage)	355,00 €
031061 / 10		Central locking of external storage flaps except for gas bottle compartment and entrance door	2.310,00 €
020314 / 05		Illuminated MORELO logo on the vehicle front	755,00 €
043105 / 15		Mineral material kitchen worktop, mat finish, flush sink covers, in various designs	1.605,00 €
043057 / 30		Luxury dishwasher, pull-out underneath cooker (230 V via mains connection, not in combination with double pull-out drawers)	2.410,00 €
043275 / 05		Double pull-out drawers underneath cooker instead of door (not in combination with dishwasher)	555,00 €
043264 / 05		Nespresso coffee machine, with shelf and 230 V socket <sup>2</sup>	595,00 €
025167 / 05		Extractor fan instead of standard rooflight	960,00 €
045565 / 20		177 litres AES refrigerator with separate freezer compartment, dark-mirrored fridge door, automatic and manual energy selection and gas oven (instead of the standard)	1.605,00 €
043470 / 08	SILWY glass assortment: magnetic wine and sparkling wine glasses in the dinette upper cabinet and coffee cups, whisky and water glasses in the kitchen upper cabinet, 4 of each with MORELO logo (instead of the standard)	1.100,00 €	
LIVING ROOM	050600 / 05	Wall and ceiling covering in smooth finish, with artificial leather	1.905,00 €
	036600 / 0	Decor change for furniture fronts (price per unit, position and number may be freely selected, not for curved overhead locker doors)	150,00 €
	035363 / 106	Bar seating group (passenger's side) with adjustable single seat incl. homologation for one additional person (not for PALACE 88 GQ)	2.610,00 €
	035983 / 30	Seat belt for 1 person on single seating bench	1.000,00 €
	035984 / 45	Seat belts for 2 persons on multifunctional seating bench	1.100,00 €
	042204 / 07	Height-adjustable table column, with extra cushion insert (only for standard lounge seating group)	1.000,00 €
	043480 / 01	Glass fronts for upper dinette cabinet (not possible with Q-layouts)	1.000,00 €
	042899 / 0	CASHMERE style: Wood decor in aralia with light grey furniture fronts	1.200,00 €
	042916 / 35	NOVEL living world: Seating bench opened towards the living area, kitchen worktop in mineral material, double sink, generous worktop, fully deep pull-out drawers in the kitchen block, Nespresso coffee machine with capsule holder and 230 V socket <sup>2</sup> (not for PALACE 88 GQ)	5.840,00 €

Prices in Euro (incl. 20% VAT)

<sup>1</sup>) weight in kg <sup>2</sup>) only combined with Electrical Package



# MORELO PALACE . PALACE LINER | SPECIAL EQUIPMENT

## BEDROOM . BATHROOM . ELECTRONICS

	Item / Weight <sup>1</sup>		all models
<b>BEDROOM</b>	052205 / 54	Electrically activated drop-down bed (instead of front overhead lockers)	2.715,00 €
	036256 / 05	Multizone mattress and "watergel" topping incl. comfort bed suspension for drop-down bed	655,00 €
	036235 / 05	Rear bed with multizone mattress and "watergel" topping	655,00 €
	036320 / 07	Rear bed with lying surface over the entire width, for L-layouts, incl. EvoPore mattress with "watergel" topping	1.705,00 €
	036322 / 40	Rear bed with lying surface over the entire width, for M- and G-layouts, with overhead lockers like in L-version, incl. multi-zone EvoPore mattress with "watergel" topping (not for PALACE 88 GQ)	2.715,00 €
<b>BATHROOM</b>	036130 / 0	Ceramic cassette toilet, incl. SOG toilet ventilation (instead of standard fixed-tank toilet)	no surcharge
	036088 / 13	EMPIRE rain shower (reduced headroom)	1.100,00 €
	036071 / 44	Luxury bathroom with separate toilet area, window and rooflight (not for PALACE 88 GQ)	3.215,00 €
	036068 / 0	Towel radiator in chrome finish instead of white	960,00 €
	036033 / 03	Extensible shower next to the toilet	455,00 €
	036025 / 06	Raised toilet seat (ca. 50 mm) for fixed-tank toilets	455,00 €
	025268 / 05	Extractor fan instead of standard rooflight	960,00 €
<b>ELECTRONICS</b>	031053 / 02	Alarm system	1.505,00 €
	025051 / 40	Roof air conditioning, for living area with infrared remote control (total vehicle height + 130 mm; not for PALACE 88 GQ)	3.720,00 €
	025052 / 40	Roof air conditioning, for bedroom with infrared remote control (total vehicle height + 130 mm, not in combination with panoramic rooflight)	3.720,00 €
	025238 / 40	Roof air conditioning, for bathroom with infrared remote control (total vehicle height + 130 mm)	3.720,00 €
	037161 / 23	Solar panels, with 2 x 130 W maximum power	2.210,00 €
	037163 / 44	Solar panels, with 4 x 130 W maximum power	3.925,00 €
	037164 / 67	Solar panels, with 6 x 130 W maximum power (if sufficient space on the roof)	5.635,00 €
	037165 / 88	Solar panels, with 8 x 130 W maximum power (if sufficient space on the roof)	7.350,00 €
	031485 / 42	Electrical Package "Energy Lithium Power" (instead of serial standard) Lithium-iron-phosphate battery 1 x 340 Ah (discharging level 100% = 340 Ah), combined charger / inverter 120 A / 3.000 W, with power sharing, fully automatic top-class battery protection, premium control panel	10.075,00 €
	031467 / 34	Additional Lithium battery 340 Ah (only combined with electrical package "Lithium Power", max. 3 batteries in total, max. 2 batteries for 88 GQ / 90 G)	5.535,00 €
	025057 / 0	230 V appliances on inverter operation (min. 2 lithium batteries necessary)	290,00 €
	031450 / 05	Sine wave inverter 300 W (with separate socket for continuous use of small appliances, e.g. respirator)	655,00 €
	031909 / 01	Additional USB socket (specify exact position)	260,00 €
	031904 / 02	Combination socket 12 V, TV / outside TV connection (in the electrical compartment)	425,00 €
	031905 / 02	Combination socket 12 V, TV / outside signal feed (in the electrical compartment)	425,00 €
	044103 / 05	Dyson vacuum cleaner V8 Absolut	855,00 €

Prices in Euro (incl. 20% VAT)

<sup>1)</sup> weight in kg

Images and descriptions may contain options that are subject to surcharge.

# MORELO PALACE . PALACE LINER | SPECIAL EQUIPMENT

## MULTIMEDIA . SUPPLY

	Item / Weight <sup>1</sup>	all models		
<b>MULTIMEDIA</b>	037114 / 08	Navigation system: removable 10" touch screen panel with vehicle-specific navigation, steering wheel remote control, twin reversing camera with shutter, integrated DAB+ tuner, hands-free set for telephone with Bluetooth and four loudspeakers	4.025,00 €	
	037103 / 04	Twin reversing camera with shutter	1.400,00 €	
	037094 / 08	Birdview camera set with a separate 7" monitor	3.720,00 €	
		TV packages with LED flatscreen: satellite TV system, Oyster V, with 85 cm dish, fully automatic orientation, multi-user facility via TWIN-LNB, LED flatscreen with Smart TV function; (total vehicle height + ca. 80 mm)		
	<b>for PALACE and PALACE LINER</b>			
	037645 / 58	- 40" TV electrically lowerable in overhead locker (passenger's side) with glasses and soundbar and 27" TV in the bedroom	7.350,00 €	
	037643 / 58	- 40" TV electrically lowerable in overhead locker (driver's side) with glasses and soundbar and 27" TV in the bedroom	8.360,00 €	
	037652 / 56	- 32" TV in the overhead locker above the dashboard with soundbar, overhead locker (passenger's side) with glasses, 27" TV in the bedroom	6.845,00 €	
	<b>for PALACE 88 GQ</b>			
	037644 / 58	- 32" TV electrically extendable between the kitchen and lounge seating group, overhead locker with glasses (passenger's side), 40" TV in the bedroom with soundbar	8.460,00 €	
	037646 / 58	- 40" TV electrically extendable with soundbar between the kitchen and lounge seating group, overhead locker (passenger's side) with glasses, 40" TV in the bedroom with soundbar (not in combination with additional seat belts)	9.265,00 €	
	037647 / 58	- 32" TV electrically lowerable in overhead locker (passenger's side) with glasses and soundbar and 40" TV in the bedroom with soundbar	8.260,00 €	
	037648 / 56	- 32" TV in the overhead locker above the dashboard with soundbar, overhead locker (passenger's side) with glasses, 40" TV in the bedroom (not in combination with drop-down bed)	8.260,00 €	
	037077 / 15	Soundbar Select with subwoofer (only in combination with 40" TV, not for Palace 88 GQ)	1.100,00 €	
	037301 / 05	LTE-WiFi router with DualSim	2.310,00 €	
	<b>SUPPLY</b>	034225 / 01	Central filter unit for cleaning and decalcifying the freshwater supply	1.100,00 €
		034202 / 03	External shower on the driver's side in front of the rear axle	395,00 €
		018143 / 02	Pressure sensors for precise measuring of freshwater and wastewater tank levels	755,00 €
		018142 / 03	Pressure sensors for precise measuring of freshwater, wastewater and blackwater tank levels	1.060,00 €
018145 / 02		Bluetooth box for precise measuring of levels (only in combination with pressure sensors)	755,00 €	
033022 / 02		Gas alarm, to monitor living area	555,00 €	
018600 / 15		Diesel auxiliary heating, with continuous heating via heat exchanger (5.200 W) incl. timer	3.320,00 €	
033026 / 03		External gas connection, on side wall's passenger's side	355,00 €	
033011 / 88		70 litres gas tank, with remote filling in the side wall and level indicator in control panel display	2.815,00 €	
033005 / 111		120 litres gas tank, with remote filling in the side wall and level indicator in control panel display	3.015,00 €	
033015 / 145	150 litres gas tank, with remote filling in the side wall and level indicator in control panel display (only PALACE LINER, if technically possible)	3.175,00 €		

Prices in Euro (incl. 20% VAT)

<sup>1)</sup> weight in kg

# MORELO PALACE . PALACE LINER | SPECIAL EQUIPMENT

## SUPPLY . UPHOLSTERY + DECORATION . SERVICE

	Item / Weight <sup>1</sup>	all models	
SUPPLY	023103 / 77	2.600 W fuel generator with 10 litres petrol tank, fixed installation	5.435,00 €
	023107 / 100	2.800 W diesel generator with noise insulating cover, fixed installation (only as from PALACE LINER 12 t)	17.435,00 €
	035990 / 05	Greywater pump for transfer of waste water into the blackwater tank	1.100,00 €
	036024 / 03	Electrical opening for waste water	960,00 €
	036024-01 / 03	Electrical opening for blackwater tank	960,00 €
	036096 / 01	Camera next to electrical openings	1.400,00 €
	034203 / 20	Freshwater tanks 2 x ca. 250 litres instead of standard tank (PALACE, reduced storage space in the double floor)	755,00 €
	034204 / 20	Freshwater tanks 2 x ca. 280 litres instead of standard tank (PALACE LINER, reduced storage space in the double floor)	1.060,00 €
	034206 / 20	Ca. 410 litres freshwater tank / ca. 280 litres wastewater tank / ca. 280 litres blackwater tank, instead of serial tank (only for PALACE LINER)	1.565,00 €
UPHOLSTERY + DECORATION	050100 / 0	Microfibre upholstery, in a variety of patterns	serial
	050504 / 20	Fabric-leather "Trendline" upholstery combination, in a variety of patterns	3.720,00 €
	050501 / 27	Leather upholstery, in a variety of patterns	4.630,00 €
	050503 / 27	BiColor leather upholstery, in a variety of patterns	4.930,00 €
	051305 / 20	Living area carpet in Sisal Sierra or velours colours Coco 830 beige, 865 grey-brown and 2051 chocolate	1.505,00 €
	051311 / 20	Living area carpet in special velours colour	1.805,00 €
	051276 / 05	Decoration package "LEAF LINE" consisting of 8 cushions and LEAF LINE-decorative side curtains instead of the standard ones, in a variety of patterns	895,00 €
	051271 / 03	Venetian blinds in the living room, pleated blinds in the bedroom	895,00 €
	051272 / 05	Venetian blinds in the living room and in the bedroom	1.400,00 €
	051280 / 05	Sliding curtains in the living room and in the bedroom	1.300,00 €
SERVICE		High-performance paint coating on ceramic basis for optimal paint protection of the side walls, front and rear. Optimal vehicle care and value preservation.	
	020397 / 0	- MORELO PALACE	3.015,00 €
	020396 / 0	- MORELO PALACE with glass cladding outside	3.520,00 €
	020395 / 0	- MORELO PALACE LINER	3.320,00 €
	020393 / 0	- MORELO PALACE LINER with G-layout	3.520,00 €
	020394 / 0	- MORELO PALACE LINER with glass cladding outside	3.820,00 €
	020392 / 0	- MORELO PALACE LINER with G-layout and with glass cladding outside	4.025,00 €
	020381 / 0	Wax-based anti-corrosion coating for optimal rust protection of the chassis and the underbody (PALACE)	2.320,00 €
	020382 / 0	Wax-based anti-corrosion coating for optimal rust protection of the chassis and the underbody (PALACE LINER)	2.620,00 €
	090000 / 0	Vehicle delivery at the factory, with extensive briefing in German language and: handover inspection, diesel tank and gas filling, vouchers of 100,00 €, MORELO towel set, 1 x MORELO umbrella, 2 x MORELO cap, factory tour	2.210,00 €

Prices in Euro (incl. 20% VAT)

<sup>1)</sup> weight in kg

Images and descriptions may contain options that are subject to surcharge.



# HOME IS HOME

---

**Exclusivity, style, comfort.** All this and more awaits you in a luxury motorhome like the MORELO EMPIRE LINER. But let's not be modest. One of our best first-class offers more than just comfort and convenience. The MORELO EMPIRE LINER provides something even more valuable: The feeling of being at home.

MODEL OVERVIEW

MORELO EMPIRE LINER ON MERCEDES-BENZ ATEGO AND MERCEDES-BENZ ACTROS

**EMPIRE LINER 93 LB**



**EMPIRE LINER 93 LO**



**EMPIRE LINER 98 MB**



**EMPIRE LINER 98 MO**



**EMPIRE LINER 100 GB**



**EMPIRE LINER 100 GO**



**EMPIRE LINER 110 GSB**



**EMPIRE LINER 110 GSO**



**EMPIRE LINER 118 GSB**



**EMPIRE LINER 118 GSO**



EMPIRE LINER

### EMPIRE LINER 93 LB

### EMPIRE LINER 93 LO

incl. slide-out



incl. scooter garage



incl. scooter garage

#### Mercedes-Benz Atego 1230 L

#### Mercedes-Benz Atego 1230 L

	Mercedes-Benz Atego 1230 L	Mercedes-Benz Atego 1230 L	
<b>ENGINE</b>	Serial diesel engine (cylinders)	6	6
	Cubic capacity (litres)	7,7	7,7
	Max. power (kW/HP)	220 / 299	220 / 299
	Max. torque (Nm)	1.200	1.200
	Emission class	EURO VI e	EURO VI e
<b>WEIGHT</b>	Technically permissible max. weight (kg) <sup>1)</sup>	11.990	11.990
	Mass in running order (kg) <sup>1)</sup>	8.785	9.025
	Payload (kg) <sup>1)</sup>	3.205	3.065
	Tow load with removable ball head (kg)	2.910	2.910
	Permissible max. train weight with removable ball head (kg)	14.900	14.900
<b>DIMENSIONS</b>	Total length (mm)	9.650	9.650
	Total width (mm)	2.550	2.550
	Total height (mm)	3.760	3.760
	Wheel base (mm)	5.060	5.060
	Lounge bench, left (mm)	1.800 x 1.000	1.600 x 1.000
	Couch, right (mm)	1.250 x 650	Bar seat
	Rear bed (mm)	2 x 2.080 x 1.060	2 x 2.080 x 1.060
	Drop-down bed (option) (mm)	2.080 x 1.300	2.080 x 1.300
	Garage door (driver's side / passenger's side h x w in mm)	1.300 x 1.200	1.300 x 1.200
	<b>€</b>	<b>464.750,00 €</b>	<b>500.050,00 €</b>

Prices in Euro (incl. 20% VAT)

<sup>1)</sup> see back

# TECHNICAL SPECIFICATIONS

## MORELO EMPIRE LINER

### EMPIRE LINER 98 MB



incl. scooter garage

### EMPIRE LINER 98 MO

incl. slide-out



incl. scooter garage

	MB Atego 1230 L	MB Atego 1530 L	MB Actros 1840 L	MB Atego 1230 L	MB Atego 1530 L	MB Actros 1840 L	
<b>ENGINE</b>	Serial diesel engine (cylinders)	6	6	6	6	6	
	Cubic capacity (litres)	7,7	7,7	10,7	7,7	7,7	
	Max. power (kW/HP)	220 / 299	220 / 299	290 / 394	220 / 299	220 / 299	290 / 394
	Max. torque (Nm)	1.200	1.200	1.900	1.200	1.200	1.900
	Emission class	EURO VI e	EURO VI e	EURO VI e	EURO VI e	EURO VI e	EURO VI e
<b>WEIGHT</b>	Technically permissible max. weight (kg) <sup>1)</sup>	11.990	15.000	18.000	11.990	15.000	
	Mass in running order (kg) <sup>1)</sup>	9.425	9.515	10.620	9.665	9.755	10.860
	Payload (kg) <sup>1)</sup>	2.565	5.485	7.380	2.325	5.245	7.140
	Tow load with removable ball head (kg)	2.910	2.780	2.700	2.910	2.780	2.700
	Permissible max. train weight with removable ball head (kg)	14.900	17.780	20.700	14.900	17.780	20.700
<b>DIMENSIONS</b>	Total length (mm)	10.050	10.050	10.050	10.050	10.050	
	Total width (mm)	2.550	2.550	2.550	2.550	2.550	
	Total height (mm)	3.760	3.760	3.860	3.760	3.760	
	Wheel base (mm)	5.060	5.060	5.200	5.060	5.060	
	Lounge bench, left (mm)	1.800 x 1.000	1.800 x 1.000	1.800 x 1.000	1.600 x 1.000	1.600 x 1.000	
	Couch, right (mm)	1.250 x 650	1.250 x 650	1.250 x 650	Bar seat	Bar seat	
	Rear bed (mm)	2.080 x 1.630	2.080 x 1.630	2.080 x 1.630	2.080 x 1.630	2.080 x 1.630	
	Drop-down bed (option) (mm)	2.080 x 1.300	2.080 x 1.300	2.080 x 1.300	2.080 x 1.300	2.080 x 1.300	
	Garage door (driver's side / passenger's side h x w in mm)	1.300 x 1.200	1.300 x 1.200	1.300 x 1.200	1.300 x 1.200	1.300 x 1.200	
	<b>€</b>	<b>469.800,00 €</b>	<b>496.050,00 €</b>	<b>542.400,00 €</b>	<b>507.150,00 €</b>	<b>532.350,00 €</b>	<b>577.700,00 €</b>

Prices in Euro (incl. 20% VAT)

<sup>1)</sup> see back

Images and descriptions may contain options that are subject to surcharge.

### EMPIRE LINER 100 GB

### EMPIRE LINER 100 GO

incl. slide-out



Length: ≤ 2,75 m\*  
Height: ≤ 1,56 m\*



Length: ≤ 2,75 m\*  
Height: ≤ 1,56 m\*

	MB Atego 1230 L	MB Atego 1530 L	MB Actros 1840 L	MB Atego 1530 L	MB Actros 1840 L	
<b>ENGINE</b>	Serial diesel engine (cylinders)	6	6	6	6	
	Cubic capacity (litres)	7,7	7,7	10,7	7,7	10,7
	Max. power (kW/HP)	220 / 299	220 / 299	290 / 394	220 / 299	290 / 394
	Max. torque (Nm)	1.200	1.200	1.900	1.200	1.900
	Emission class	EURO VI e	EURO VI e	EURO VI e	EURO VI e	EURO VI e
<b>WEIGHT</b>	Technically permissible max. weight (kg) <sup>1</sup>	12.780	15.000	18.000	15.000	18.000
	Mass in running order (kg) <sup>1</sup>	9.700	9.790	11.545	10.030	11.785
	Payload (kg) <sup>1</sup>	3.080	5.210	6.455	4.970	6.215
	Tow load with removable ball head (kg)	2.910	2.780	2.700	2.780	2.700
	Permissible max. train weight with removable ball head (kg)	15.690	17.780	20.700	17.780	20.700
<b>DIMENSIONS</b>	Total length (mm)	10.300	10.300	10.300	10.300	10.300
	Total width (mm)	2.550	2.550	2.550	2.550	2.550
	Total height (mm)	3.760	3.760	3.860	3.760	3.860
	Wheel base (mm)	5.360	5.360	5.500	5.360	5.500
	Lounge bench, left (mm)	1.800 x 1.000	1.800 x 1.000	1.800 x 1.000	1.600 x 1.000	1.600 x 1.000
	Couch, right (mm)	1.250 x 650	1.250 x 650	1.250 x 650	Bar seat	Bar seat
	Rear bed (mm)	2.080 x 1.630	2.080 x 1.630	2.080 x 1.630	2.080 x 1.630	2.080 x 1.630
	Drop-down bed (option) (mm)	2.080 x 1.300	2.080 x 1.300	2.080 x 1.300	2.080 x 1.300	2.080 x 1.300
	Rear garage door electric (passage h x w in mm)	1.570 x 2.100	1.570 x 2.100	1.570 x 2.100	1.570 x 2.100	1.570 x 2.100
<b>€</b>	<b>493.500,00 €</b>	<b>505.600,00 €</b>	<b>551.000,00 €</b>	<b>541.900,00 €</b>	<b>586.300,00 €</b>	

Prices in Euro (incl. 20% VAT)

1) see back \* cars that cannot be towed on request



### EMPIRE LINER 110 GSB

### EMPIRE LINER 110 GSO

incl. slide-out



Length: ≤ 3,85 m\*  
Height: ≤ 1,48 m\*



Length: ≤ 3,85 m\*  
Height: ≤ 1,48 m\*

	MB Atego 1530 L	MB Actros 1840 L	MB Atego 1530 L	MB Actros 1840 L
<b>ENGINE</b>	Serial diesel engine (cylinders)	6	6	6
	Cubic capacity (litres)	7,7	10,7	7,7
	Max. power (kW/HP)	220 / 299	290 / 394	220 / 299
	Max. torque (Nm)	1.200	1.900	1.200
	Emission class	EURO VI e	EURO VI e	EURO VI e
<b>WEIGHT</b>	Technically permissible max. weight (kg) <sup>1</sup>	15.000	18.000	15.000
	Mass in running order (kg) <sup>1</sup>	10.290	12.045	10.530
	Payload (kg) <sup>1</sup>	4.710	5.955	4.470
	Tow load with removable ball head (kg)	2.780	2.700	2.780
	Permissible max. train weight with removable ball head (kg)	17.780	20.700	17.780
<b>DIMENSIONS</b>	Total length (mm)	11.450	11.450	11.450
	Total width (mm)	2.550	2.550	2.550
	Total height (mm)	3.760	3.860	3.760
	Wheel base (mm)	5.960	6.100	5.960
	Lounge bench, left (mm)	1.800 x 1.000	1.800 x 1.000	1.600 x 1.000
	Couch, right (mm)	1.250 x 650	1.250 x 650	Bar seat
	Rear bed (mm)	2.080 x 1.630	2.080 x 1.630	2.080 x 1.630
	Drop-down bed (option) (mm)	2.080 x 1.300	2.080 x 1.300	2.080 x 1.300
	Rear garage door electric (passage h x w in mm)	1.570 x 2.100	1.570 x 2.100	1.570 x 2.100
	<b>€</b>	<b>515.700,00 €</b>	<b>563.100,00 €</b>	<b>552.000,00 €</b>

Prices in Euro (incl. 20% VAT)

1) see back \* cars that cannot be towed on request

Images and descriptions may contain options that are subject to surcharge.

### EMPIRE LINER 118 GSB

### EMPIRE LINER 118 GSO

incl. slide-out



Length: ≤ 4,50 m\*  
Height: ≤ 1,48 m\*



Length: ≤ 4,50 m\*  
Height: ≤ 1,48 m\*


	MB Atego 1530 L	MB Actros 1840 L	MB Atego 1530 L	MB Actros 1840 L
<b>ENGINE</b>	Serial diesel engine (cylinders)	6	6	6
	Cubic capacity (litres)	7,7	10,7	7,7
	Max. power (kW/HP)	220 / 299	290 / 394	220 / 299
	Max. torque (Nm)	1.200	1.900	1.200
	Emission class	EURO VI e	EURO VI e	EURO VI e
<b>WEIGHT</b>	Technically permissible max. weight (kg) <sup>1</sup>	15.000	18.000	15.000
	Mass in running order (kg) <sup>1</sup>	10.530	12.285	10.770
	Payload (kg) <sup>1</sup>	4.470	5.715	4.230
	Tow load with removable ball head (kg)	2.780	2.700	2.780
	Permissible max. train weight with removable ball head (kg)	17.780	20.700	17.780
<b>DIMENSIONS</b>	Total length (mm)	11.990	11.990	11.990
	Total width (mm)	2.550	2.550	2.550
	Total height (mm)	3.760	3.860	3.760
	Wheel base (mm)	6.260	6.400	6.260
	Lounge bench, left (mm)	1.800 x 1.000	1.800 x 1.000	1.600 x 1.000
	Couch, right (mm)	1.250 x 650	1.250 x 650	Bar seat
	Rear bed (mm)	2.080 x 1.630	2.080 x 1.630	2.080 x 1.630
	Drop-down bed (option) (mm)	2.080 x 1.300	2.080 x 1.300	2.080 x 1.300
	Rear garage door electric (passage h x w in mm)	1.570 x 2.100	1.570 x 2.100	1.570 x 2.100
<b>€</b>	<b>534.850,00 €</b>	<b>580.250,00 €</b>	<b>571.150,00 €</b>	<b>617.550,00 €</b>

Prices in Euro (incl. 20% VAT)

1) see back \* cars that cannot be towed on request

# MORELO EMPIRE LINER | STANDARD EQUIPMENT

## ENGINE . CHASSIS . DRIVING SAFETY . LIGHTS

	Base vehicle EMPIRE LINER	Mercedes Benz Atego	Mercedes Benz Actros
ENGINE	Turbo diesel engine, with rear wheel drive	7,7 litres / 220 kW / 299 HP	10,7 litres / 290 kW / 394 HP
	Differential lock	■	■
	Fuel tank, in litres	180	390
	Emission class EURO VI e	AdBlue, 35 litres	AdBlue, 60 litres
	Automatized transmission	8-speed	12-speed
	Alternator	28V / 150 A / 4.200 W	28V / 150 A / 4.200 W
CHASSIS	Tires front axle	285 / 70 R 19,5	355 / 50 R 22,5
	Tires rear axle with traction profile  M+S	285 / 70 R 19,5	315 / 60 R 22,5
	Dual-circuit compressed air brake and reinforced engine brake	■	■
	Disc brakes, on front and rear axle	■	■
	Air suspension on front and rear axle, automatic leveling with lifting and lowering function	■	■
	Additional noise insulation for engine compartment, front side walls and front wheel arches	■	■
	Breakdown set, with warning triangle, first-aid kit, warning light and wheel chock	■	■
Electric parking brake	■	■	
DRIVING SAFETY	Electronic anti-lock braking system	■	■
	Traction control system	■	■
	Electronical Stability Program	■	■
	Emergency Brake Assist	■	■
	Roll Control Assist	×	■
	Lane departure warning	■	■
	Alertness assistant	×	■
	Traffic sign assistant	×	■
	Active Brake Assist	■	■
	Cruise control	■	■
Underride protection	■	■	
Active tire pressure monitoring	×	■	
LIGHTS	Original Mercedes-Benz Bi-Xenon headlights with headlamp-cleaning system	■	■
	LED fog and daytime running lights	■	■
	LED rear lights, with chrome ring	■	■

■ Standard Equipment    × Not available

COCKPIT . STRUCTURE

	Base vehicle EMPIRE LINER	Mercedes Benz Atego	Mercedes Benz Actros
COCKPIT	Luxury driver's cab seats, with integrated seatbelts, air suspended with lumbar support, armrests and heating	■	■
	Roller plissee behind windscreen, electrically activated, darkening blind with privacy screen and sunblind function	■	■
	Panoramic windscreen with laminated glass, tinted	■	■
	Flush, double-glazed driver's cab side windows, electrically activated	■	■
	Air conditioning in driver's cab	■	■
	Steering wheel, adjustable in height and angle	■	■
	Outside mirrors and windscreen wiper system in bus style with wide-angle and front mirror	■	■
	Twin reversing camera with shutter	■	■
	Premium dashboard, with ambient lighting, cupholder and cooled refreshment compartment	■	×
	Original interactive multimedia cockpit in partial leather cladding and cupholder	×	■
	Removable 10" touch screen panel with vehicle-specific navigation, steering wheel remote control, DAB+ tuner, hands-free set for telephone with Bluetooth and four loudspeakers	■	×
	Original Mercedes-Benz navigation system	×	■
	Sockets, 2 x USB and 2 x 230 V	■	■
	Optimized noise insulation of engine compartment and driver's cab	■	■
STRUCTURE	Side walls and roof are 52 mm thick, 48 mm of which consists of closed-cell RTM hard foam		
	Aluminium side bars on the roof, with rainwater channels to help keeping side walls clean		
	Side walls in alu-RTM-alu sandwich design, smooth and high-gloss		
	Roof in GRP-RTM-alu sandwich design, hail protection and low heat conductivity		
	Underfloor in GRP-RTM-GRP sandwich design, robust, corrosion-free, no timber used		
	Cold-bridge-free wall joint technology, using highly compressed rigid PU profiles		
	Garage door with electrical unlocking		
	Lightning protection, Faraday cage		
	Heatable double floor, ca. 480 mm high, side access via external flaps		
	"Top Class" entrance door with window, extra large, electric with code lock and remote control, as well as blind and flyscreen		
	Interior entrance step, heated and illuminated, with two incorporated pull-out drawers		
	Exterior entrance step, 3-step, very sturdy, illuminated, electrically extendable with safety circuit		
	Rear garage with doors to the right and to the left, floor rails with lashing eyelets and 230 V socket, electrical release (not for G-models)		
	Rear garage with garage door, aluminium chequer plate on the floor and side walls and 230 V sockets (only for G-models)		
	Front and rear wall with fibreglass compound sandwich design, PU foam core		
	Genuine glass windows in living area, double-glazed and tinted, collapsible outwards, with pleated blackout blind and flyscreen		
	Electrical storage space flaps in RTM technology, perfectly insulated, central lock with a switch in the entrance area		
	Double floor lighting in LED		
Entirely wood-free exterior structure			
Lateral skirting, from highly sturdy fibreglass compound			
Outside applications in real glass, black			
Sturdy handle for easy entry, backlighted			

■ Standard Equipment    × Not available

# MORELO EMPIRE LINER | STANDARD EQUIPMENT

## LIVING ROOM + BEDROOM . KITCHEN . BATHROOM

LIVING ROOM + BEDROOM	Floor covering made from easy-care, high-grade vinyl
	Midi rooflight, with flyscreen and pleated blackout blind in the bedroom
	Double-glazed, panoramic rooflight with flyscreen and pleated blackout blind in the living area
	Lighting canopies with LED spots incl. indirect lighting, dimmable
	Rear bed comfortably suspended with multi-zone mattress and "water gel" - topping, with adjustable head part
	Wardrobes with LED lighting
	Microfibre upholstery, including driver and passenger seats
	Seating group with ergonomic upholstery, comfortable multi-layer design with diol-based padding and zip fasteners
	Bar seating group (passenger's side) with adjustable single seat, incl. homologation for one additional person (standard for slide-out only)
	Extensible, sturdy table, with extensive sliding range, laminated
	Ceiling high pull-out cabinet at the entrance, lower part for bottles and upper part as a wardrobe
	Sockets in the living area and in the bedroom
Wall and ceiling panelling with artificial leather, smooth finishing	
Elegant venetian blinds, including 8 additional cushions	
KITCHEN	196 litres domestic refrigerator with freezer compartment, soft insert with door damping and wood decor front
	Built-in compact oven with microwave and grill function
	Mineral material kitchen worktop with seamlessly integrated wash/waste bowl and domestic drains, fully deep drawers, incl. Nespresso coffee machine
	3-flame stainless steel gas cooker, installed countersunk with automatic ignition and glass cover
	Extractor fan with ventilation
	Single-lever mixer tap, chrome
	Nespresso coffee machine with milk frother
	Drawers with super-soft closing and cutlery insert
	Pull-out waste bin with two removable containers
	LED spots
	Sockets, 2 x 230 V
BATHROOM	Skylight, with flyscreen and pleated blackout blind
	Washstand, with seamlessly integrated sink, push open valve and domestic drain
	Extensible single-lever mixer tap, chrome
	Soap dispenser, cup holder and pull-out towel bars
	Lighted mirror closet
	Separate shower, with rain shower and additional handheld shower
	Toilet window, with flyscreen and pleated blackout blind for premium bathroom
	Ceramic toilet bowl with ca. 280 litres blackwater tank
	Toilet paper holder and toilet brush
	Spacious wardrobe with LED lighting
	LED spots
	Sockets, 2 x 230 V

INSTALLATIONS

- 120 litres gas tank with level indicator in the control panel display and external gas bottle connection
- 5.500 W hot water gas central heating, with thermostat control, automatic ventilation valve and backflow shut-off
- Electrical heating cartridge, 230 V, up to 3.000 W
- Engine heat exchanger, for using engine calories to heat up the living area
- Floor heating in living area and bathroom
- Chromed towel dryer radiator in bathroom, with thermostat control
- Heat regulator in bedroom
- Heat regulator in rear garage
- Integrated hot-water boiler, serving all tapping points
- Ca. 410 litres freshwater tank, ca. 280 litres wastewater tank and ca. 280 litres blackwater tank, placed in the heated double floor
- Emptying of wastewater and blackwater tank, via drain tap with large cross section in heated double floor and drain hose with bayonet connection
- Domestic style wastewater pipes
- Flushing connections for wastewater tank and blackwater tank
- Central pressure water supply

ELECTRONICS

- 2 x 230 V sockets in the garage
- 230 V CEE connection, with insulated floor inlet
- Lithium-iron-phosphate battery 2 x 340 Ah (100% energy withdrawal) combined charger / inverter 120 A / 3.000 W, with power sharing, fully automatic battery protection, premium control panel
- Premium sound package in the living room consisting of 8 loudspeakers and subwoofer, Bluetooth compatible, connection to the radio and optional TV in the living room
- Solar panel with 1 x 130 W maximum power

CONTROL PANEL

- Central control and monitoring panel, with touch screen
- Shut-off function for on-board electrical system, in case of undervoltage/overheating
- On-board electronics, microprocessor-controlled with BUS technology
- Buttons for switching on/off, lighting, water pump and special equipment, including main switch for all consumers
- Alarm devices, for 'wastewater tank full', 'step extended', 'freshwater tank empty', 'reserve gas bottle in use' and others
- LCD control panel for monitoring of external and internal temperature, external mains supply, parallel battery circuit, battery voltage of the vehicle and leisure batteries
- LCD control panel for monitoring of wastewater and freshwater-tank levels, gas level, charging and discharge current, date and time with alarm clock

EXPERT ADVICE

THE BEST BUILD ON US

Every home needs a base that provides stability and security. Of course, this also applies to your MORELO.

We build chassis that you can rely on. And that is precisely why MORELO relies on us in turn. Because in our job we act according to a simple principle: we work with our expertise and our craft so that a manufacturer like MORELO can

WHY THE FOUNDATION IS CRUCIAL

fulfil its brand promise of "First Class Reisemobile" and guarantee its customers a first-class driving experience.

More comfort, more independence and of course more safety. That's what our customers rely on.

**That is Meier.**

[www.fahrzeugbau-meier.de](http://www.fahrzeugbau-meier.de)

**MEIER**



**CHASSIS MERCEDES-BENZ ATEGO . CHASSIS MERCEDES-BENZ ACTROS . DRIVING SAFETY PACKAGE**

CHASSIS MERCEDES-BENZ ATEGO	Item / Weight <sup>1</sup>	MB Atego	
	018148 / 80	280 litres fuel tank instead of 180 litres serial standard (if sufficient space)	1.000,00 €
	018169 / 0	Alloy rims ALCOA Dura Bright on front and rear axle, 19,5"	6.545,00 €
	018131 / 12	Electrical and technical preparation for trailer coupling (retrofitting costly)	1.200,00 €
	018119 / 47	Fixed trailer coupling (incl. electrical and technical preparation for trailer coupling), see technical data for tow load	2.610,00 €
	018106 / 50	Trailer coupling with removable head (incl. electrical and technical preparation for trailer coupling), see technical data for tow load	3.205,00 €
	018257 / 120	Hydraulic leveling jacks with automatic leveling incl. touch panel	9.670,00 €

CHASSIS MERCEDES-BENZ ACTROS	Item / Weight <sup>1</sup>	MB Actros	
	017415 / 05	Digital camera system MirrorCam instead of standard bus mirrors	4.325,00 €
	018158 / 130	500 litres fuel tank instead of 390 litres serial standard (if sufficient space)	655,00 €
	018192 / 5	Alloy rims ALCOA Dura Bright on front and rear axle 17,5" with wide tires on the front axle 385/55R22,5	7.450,00 €
	018122E / 12	Electrical and technical preparation for trailer coupling (retrofitting costly)	1.200,00 €
	018122 / 47	Fixed trailer coupling (incl. electrical and technical preparation for trailer coupling), see technical data for tow load	2.610,00 €
	018106 / 50	Removable trailer coupling (incl. electrical and technical preparation for trailer coupling), see technical data for tow load	3.115,00 €
	018252 / 130	Hydraulic leveling jacks with automatic leveling incl. touch panel	9.670,00 €
	011241 / 0	<b>Engine version Mercedes-Benz Actros 1846 L</b>	8.170,00 €
		- Serial diesel engine (cylinders): 6	
		- Cubic capacity (litres): 10,7	
		- Max. power (kW/HP): 335/455	
		- Max. torque (Nm): 2.200	

DRIVING SAFETY PACKAGE	Item / Weight <sup>1</sup>	Price	
	011279 / 20	<b>Driving safety package Mercedes-Benz Actros</b>	12.395,00 €
		- Active Drive Assist	
		- Collision Prevention Assist	
		- Turning assistant	

Prices in Euro (incl. 20% VAT)

<sup>1</sup>) weight in kg <sup>2</sup>) by using the original tank sensor a filling level above 150 litres is indicated as „full“!

Images and descriptions may contain options that are subject to surcharge.

# MORELO EMPIRE LINER | SPECIAL EQUIPMENT

## COCKPIT . STRUCTURE . KITCHEN

	Item / Weight <sup>1</sup>	all models	
COCKPIT	037091 / 02	Blind angle camera passenger's side with 10" monitor	2.110,00 €
	021040 / 06	Double horn air fanfare	1.100,00 €
	021030 / 03	Rear parking sensors	960,00 €
	021045 / 05	Compressed air connection behind side skirt flap	555,00 €
	052341 / 45	Luxury driver's cab seats, air suspended and heated, with lumbar support, armrests, ventilation (only in combination with leather upholstery)	755,00 €
STRUCTURE	022030 / 60	Electrically operated roof awning 6,0 m, with LED lighting, dimmable with remote control	3.320,00 €
	022051 / 03	LED lighting underneath of roof profile on driver's side, dimmable with remote control	960,00 €
	025279 / 07	Panoramic rooflight Heki 3 in bedroom (instead of standard midi rooflight)	1.200,00 €
	037500 / 07	Furniture safe with electronic locking, motor-driven locking system, 8,3 l volume	455,00 €
	020474 / 60	Side walls with outer aluminium sheet thickness of 1,4 mm	1.705,00 €
	020482 / 50	Bicycle elevator for two bicycles with charging socket for e-bikes (as from model 110)	3.215,00 €
	020131 / 04	Lashing rail package with 3 additional lashing rails incl. 3 lashing eyes each in rear garage, each on driver's and passenger's side (for G models)	795,00 €
	036112 / 03	Clothes rail in rear garage (only for scooter garage)	355,00 €
	020313 / 05	Illuminated MORELO logo on the vehicle front	1.100,00 €
	KITCHEN	025172 / 0	Induction cooker instead of 3-flame gas cooker
043030 / 32		Luxury dishwasher, pull-out underneath cooker (230 V via mains connection, not in combination with double pull-out drawers)	2.410,00 €
043017 / 20		200 litre household refrigerator with 60 litre freezer compartment, room-high instead of standard refrigerator (no drawer under refrigerator, compact oven installed in wardrobe next to refrigerator)	2.005,00 €
043470 / 08		SILWY glass assortment: magnetic wine and sparkling wine glasses in the dinette upper cabinet and coffee cups, whisky and water glasses in the kitchen upper cabinet, 4 of each with MORELO logo (instead of the standard)	1.100,00 €

**THE NEW  
OYSTER® V**

---

**SATELLITE SYSTEM**

When you buy a satellite system from ten Haaft, you acquire more than just a reliable brand product. You are also choosing our many years of experience, excellent service, intelligent technology and top quality!

Many service centres throughout Europe ensure reliability and rapid assistance.



Innovative Mobile Technology

**OUR ADVICE**

Oyster® V – the new satellite system with app control, GPS, compass and inclinometer. This system focusses securely on the satellite without searching and provides first-class convenience.

[www.ten-haaft.com](http://www.ten-haaft.com)



Prices in Euro (incl. 20% VAT)

<sup>1)</sup> weight in kg





# MORELO EMPIRE LINER | SPECIAL EQUIPMENT

## ELECTRONICS . MULTIMEDIA

	Item / Weight <sup>1</sup>	all models	
<b>ELECTRONICS</b>	031051 / 02	Alarm system	1.505,00 €
	025051 / 40	Roof air conditioning, for living area with infrared remote control (total vehicle height + 130 mm)	3.720,00 €
	025053 / 40	Roof air conditioning, for bedroom with infrared remote control (total vehicle height + 130 mm, not in combination with panoramic rooflight)	3.720,00 €
	037167 / 12	Solar panel, with 130 W maximum power (a total of 260 W)	1.100,00 €
	037169 / 34	Solar panels, with 3 x 130 W maximum power (a total of 520 W)	2.815,00 €
	037171 / 56	Solar panels, with 5 x 130 W maximum power (a total of 780 W)	4.530,00 €
	037157 / 90	Solar panels, with 7 x 130 W maximum power (a total of 1.040 W), if sufficient space on the roof and more on request	6.240,00 €
	031467 / 34	Additional Lithium battery 340 Ah (max. 4 batteries in total)	5.535,00 €
	025057 / 0	230 V appliances on inverter operation	290,00 €
	031450 / 05	Sine wave inverter 300 W (with separate socket for continuous use of small appliances, e.g. respirator)	655,00 €
	031909 / 01	Additional USB socket (specify exact position)	260,00 €
	031904 / 02	Combination socket 12 V, TV / outside TV connection (in the electrical compartment)	425,00 €
	031905 / 02	Combination socket 12 V, TV / outside signal feed (in the electrical compartment)	425,00 €
	044103 / 05	Dyson vacuum cleaner V8 Absolut	855,00 €
	<b>MULTIMEDIA</b>	037094 / 08	Birdview camera set with separate 7" monitor
		TV packages with LED flatscreen: satellite TV system, Oyster V, with 85 cm dish, fully automatic orientation, multi-user facility via TWIN-LNB, LED flatscreen with Smart TV function; (total vehicle height + ca. 80 mm)	
037602 / 58		- 40" TV electrically lowerable in overhead locker (driver's side) with glasses and 27" TV in the bedroom (only in combination with bar seating group and without slide-out)	8.360,00 €
037600 / 58		- 40" TV electrically lowerable in overhead locker (passenger's side) with glasses and 27" TV in the bedroom	7.350,00 €
037603 / 56		- 40" TV in the overhead locker above the dashboard, overhead locker with glasses, 27" TV in the bedroom (not in combination with drop-down bed or slide-out)	7.350,00 €
037301 / 05		LTE-WiFi router with DualSIM	2.310,00 €

Prices in Euro (incl. 20% VAT)

<sup>1)</sup> weight in kg

# MORELO EMPIRE LINER | SPECIAL EQUIPMENT

## SUPPLY . UPHOLSTERY + DECORATION . SERVICE

	Item / Weight <sup>1</sup>	all models	
SUPPLY	034225 / 01	Central filter unit for cleaning and decalcifying the freshwater supply	1.100,00 €
	035990 / 05	Greywater pump for transfer of waste water into the blackwater tank	1.100,00 €
	034202 / 03	External shower on the driver's side in the double floor	395,00 €
	018143 / 02	Pressure sensors for precise measuring of freshwater and wastewater tank levels	755,00 €
	018142 / 03	Pressure sensors for precise measuring of freshwater, wastewater and blackwater tank levels	1.060,00 €
	018145 / 02	Bluetooth box for app connection for precise measuring of levels (only in combination with pressure sensors)	755,00 €
	033022 / 02	Gas alarm, to monitor living area	555,00 €
	036024 / 03	Electrical opening for waste water	960,00 €
	036024-01 / 03	Electrical opening for blackwater tank	960,00 €
	036096 / 01	Camera next to electrical openings	1.400,00 €
	034213 / 20	Freshwater tank ca. 560 litres (if sufficient space in the double floor)	960,00 €
	018600 / 15	Diesel auxiliary heating, with continuous heating via heat exchanger (5.200 W) incl. timer (only for Atego)	3.320,00 €
	018604 / 15	Diesel auxiliary heating, with continuous heating via heat exchanger (5.200 W) incl. timer (only for Actros, not in combination with 018603)	3.820,00 €
	018603 / 15	Original Mercedes-Benz Actros hot-water auxiliary heating in the driver's cab with switch-off after 11 hours (only for Actros, not in combination with item no. 018604)	6.445,00 €
	033027 / 03	External gas connection, on passenger's side behind side skirt flap	355,00 €
	033017 / 34	150 litres gas tank instead of standard 120 litres tank	555,00 €
023107 / 100	2.800 W diesel generator with noise insulating cover, fixed installation (as from GRAND EMPIRE 110)	17.435,00 €	
UPHOLSTERY + DECORATION	050100 / 0	Microfibre upholstery, in a variety of patterns	standard
	050505 / 0	BiColor microfibre upholstery, in a variety of patterns	895,00 €
	050501 / 27	Leather upholstery, in a variety of patterns	4.630,00 €
	050503 / 27	BiColor leather upholstery, in a variety of patterns	4.930,00 €
	051304 / 20	Living area carpet in Sisal Sierra or velours colours Coco 830 beige, 865 grey-brown and 2051 chocolate	1.805,00 €
	051311 / 20	Living area carpet in special velours colour	2.005,00 €
	051283 / 05	Sliding curtains in the living room and in the bedroom	no surcharge
SERVICE	020391 / 0	High-performance paint coating on ceramic basis for optimal paint protection of the side walls, front and rear. Optimal vehicle care and value preservation.	4.025,00 €
	020390 / 0	High-performance paint coating on ceramic basis for optimal paint protection of the side walls, front and rear. Optimal vehicle care and value preservation. (G-layout)	4.225,00 €
	020382 / 0	Wax-based anti-corrosion coating for optimal rust protection of the chassis and the underbody	2.620,00 €
	090000 / 0	Vehicle delivery at the factory, with extensive briefing in German language and: handover inspection, diesel tank and gas filling, vouchers of 100,00 €, MORELO towel set, 1 x MORELO umbrella, 2 x MORELO cap, factory tour	2.510,00 €

Prices in Euro (incl. 20% VAT)

<sup>1)</sup> weight in kg

Images and descriptions may contain options that are subject to surcharge.



# OUR FLAGSHIP

---

**A vehicle without compromise** – the GRAND EMPIRE is the pinnacle of our luxury motorhome range. With the unmistakable MORELO interior and exterior design, it clearly shows what first-class travel really means: experiencing complete freedom without compromise. Is there anything better than travelling to far-flung places, yet waking up at home?

**GRAND EMPIRE 100 GB**



**GRAND EMPIRE 100 GO**



**GRAND EMPIRE 110 GSB**



**GRAND EMPIRE 110 GSO**



**GRAND EMPIRE 118 GSB**



**GRAND EMPIRE 118 GSO**



**GRAND EMPIRE 119 GSB**



**GRAND EMPIRE 119 GSO**



**GRAND EMPIRE 120 GSB**



**GRAND EMPIRE 120 GSO**



### GRAND EMPIRE 100 GB



Length: ≤ 2.75 m\*  
Height: ≤ 1.56 m\*

### GRAND EMPIRE 100 GO

incl. slide-out



Length: ≤ 2.75 m\*  
Height: ≤ 1.56 m\*

#### Mercedes-Benz Actros 1853 L

#### Mercedes-Benz Actros 1853 L

	Mercedes-Benz Actros 1853 L	Mercedes-Benz Actros 1853 L	
<b>ENGINE</b>	Serial diesel engine (cylinders)	6	6
	Cubic capacity (litres)	12,8	12,8
	Max. power (kW/HP)	390 / 530	390 / 530
	Max. torque (Nm)	2.600	2.600
	Emission class	EURO VI e	EURO VI e
<b>WEIGHT</b>	Technically permissible max. weight (kg) <sup>1)</sup>	18.000	18.000
	Mass in running order (kg) <sup>1)</sup>	12.830	13.070
	Payload (kg) <sup>1)</sup>	5.170	4.930
	Tow load with removable ball head (kg)	2.700	2.700
	Permissible max. train weight with removable ball head (kg)	20.700	20.700
<b>DIMENSIONS</b>	Total length (mm)	10.450	10.450
	Total width (mm)	2.550	2.550
	Total height (mm)	3.860	3.860
	Wheel base approx. (mm)	5.500	5.500
	Lounge bench, left (mm)	1.800 x 1.000	1.600 x 850
	Couch, right (mm)	1.400 x 650	Bar seat
	Rear bed (mm)	2.080 x 1.630	2.080 x 1.630
	Drop-down bed (option) (mm)	2.080 x 1.300	2.080 x 1.300
	Rear garage door electric (passage h x w in mm)	1.570 x 2.100	1.570 x 2.100
	<b>€</b>	<b>732.000,00 €</b>	<b>781.400,00 €</b>

Prices in Euro (incl. 20% VAT)

<sup>1)</sup> see back \* cars that cannot be towed on request

**GRAND EMPIRE 110 GSB**



Length: ≤ 3.85 m\*  
Height: ≤ 1.48 m\*

**GRAND EMPIRE 110 GSO**

incl. slide-out



Length: ≤ 3.85 m\*  
Height: ≤ 1.48 m\*

**Mercedes-Benz Actros  
1853 L**

**Mercedes-Benz Actros  
1853 L**

	Mercedes-Benz Actros 1853 L	Mercedes-Benz Actros 1853 L	
<b>ENGINE</b>	Serial diesel engine (cylinders)	6	6
	Cubic capacity (litres)	12,8	12,8
	Max. power (kW/HP)	390 / 530	390 / 530
	Max. torque (Nm)	2.600	2.600
	Emission class	EURO VI e	EURO VI e
<b>WEIGHT</b>	Technically permissible max. weight (kg) <sup>1)</sup>	18.000	18.000
	Mass in running order (kg) <sup>1)</sup>	13.330	13.570
	Payload (kg) <sup>1)</sup>	4.670	4.430
	Tow load with removable ball head (kg)	2.700	2.700
	Permissible max. train weight with removable ball head (kg)	20.700	20.700
<b>DIMENSIONS</b>	Total length (mm)	11.600	11.600
	Total width (mm)	2.550	2.550
	Total height (mm)	3.860	3.860
	Wheel base approx. (mm)	6.100	6.100
	Lounge bench, left (mm)	1.800 x 1.000	1.600 x 850
	Couch, right (mm)	1.400 x 650	Bar seat
	Rear bed (mm)	2.080 x 1.630	2.080 x 1.630
	Drop-down bed (option) (mm)	2.080 x 1.300	2.080 x 1.300
	Rear garage door electric (passage h x w in mm)	1.570 x 2.100	1.570 x 2.100
<b>€</b>	<b>738.050,00 €</b>	<b>787.450,00 €</b>	

Prices in Euro (incl. 20% VAT)

1) see back \*) cars that cannot be towed on request

Images and descriptions may contain options that are subject to surcharge.

### GRAND EMPIRE 118 GSB

### GRAND EMPIRE 118 GSO

incl. slide-out



Length: ≤ 3.85 m\*  
Height: ≤ 1.48 m\*



Length: ≤ 3.85 m\*  
Height: ≤ 1.48 m\*

#### Mercedes-Benz Actros 1853 L

#### Mercedes-Benz Actros 1853 L

	Mercedes-Benz Actros 1853 L	Mercedes-Benz Actros 1853 L	
<b>ENGINE</b>	Serial diesel engine (cylinders)	6	6
	Cubic capacity (litres)	12,8	12,8
	Max. power (kW/HP)	390 / 530	390 / 530
	Max. torque (Nm)	2.600	2.600
	Emission class	EURO VI e	EURO VI e
<b>WEIGHT</b>	Technically permissible max. weight (kg) <sup>1)</sup>	18.000	18.000
	Mass in running order (kg) <sup>1)</sup>	13.570	13.810
	Payload (kg) <sup>1)</sup>	4.430	4.190
	Tow load with removable ball head (kg)	2.700	2.700
	Permissible max. train weight with removable ball head (kg)	20.700	20.700
<b>DIMENSIONS</b>	Total length (mm)	11.990	11.990
	Total width (mm)	2.550	2.550
	Total height (mm)	3.860	3.860
	Wheel base approx. (mm)	6.400	6.400
	Lounge bench, left (mm)	1.800 x 1.000	1.600 x 850
	Couch, right (mm)	1.400 x 650	Bar seat
	Rear bed (mm)	2.080 x 1.630	2.080 x 1.630
	Drop-down bed (option) (mm)	2.080 x 1.300	2.080 x 1.300
	Rear garage door electric (passage h x w in mm)	1.570 x 2.100	1.570 x 2.100
<b>€</b>	<b>748.150,00 €</b>	<b>797.550,00 €</b>	

Prices in Euro (incl. 20% VAT)

<sup>1)</sup> see back \* cars that cannot be towed on request



### GRAND EMPIRE 119 GSB



incl. sports car plateau  
Length: ≤ 4.60 m  
and individual examination

### GRAND EMPIRE 119 GSO

incl. slide-out



incl. sports car plateau  
Length: ≤ 4.60 m  
and individual examination

#### Mercedes-Benz Actros 1853 L

#### Mercedes-Benz Actros 1853 L

	Mercedes-Benz Actros 1853 L	Mercedes-Benz Actros 1853 L	
<b>ENGINE</b>	Serial diesel engine (cylinders)	6	6
	Cubic capacity (litres)	12,8	12,8
	Max. power (kW/HP)	390 / 530	390 / 530
	Max. torque (Nm)	2.600	2.600
	Emission class	EURO VI e	EURO VI e
<b>WEIGHT</b>	Technically permissible max. weight (kg) <sup>1)</sup>	18.000	18.000
	Mass in running order (kg) <sup>1)</sup>	14.470	14.710
	Payload (kg) <sup>1)</sup>	3.530	3.290
	Tow load with removable ball head (kg)	2.700	2.700
	Permissible max. train weight with removable ball head (kg)	20.700	20.700
<b>DIMENSIONS</b>	Total length (mm)	11.990	11.990
	Total width (mm)	2.550	2.550
	Total height (mm)	3.860	3.860
	Wheel base approx. (mm)	6.400	6.400
	Lounge bench, left (mm)	1.800 x 1.000	1.600 x 850
	Couch, right (mm)	1.400 x 650	Bar seat
	Rear bed (mm)	2.080 x 1.630	2.080 x 1.630
	Drop-down bed (option) (mm)	2.080 x 1.300	2.080 x 1.300
	Rear garage door electric (passage h x w in mm)	1.570 x 2.100	1.570 x 2.100
<b>€</b>	<b>788.450,00 €</b>	<b>837.900,00 €</b>	

Prices in Euro (incl. 20% VAT)

<sup>1)</sup> see back

Images and descriptions may contain options that are subject to surcharge.

### GRAND EMPIRE 120 GSB

### GRAND EMPIRE 120 GSO

incl. slide-out



Length: ≤ 3.85 m\*  
Height: ≤ 1.48 m\*



Length: ≤ 3.85 m\*  
Height: ≤ 1.48 m\*

#### Mercedes-Benz Actros 2553 L

#### Mercedes-Benz Actros 2553 L

	Mercedes-Benz Actros 2553 L	Mercedes-Benz Actros 2553 L	
<b>ENGINE</b>	Serial diesel engine (cylinders)	6	6
	Cubic capacity (litres)	12,8	12,8
	Max. power (kW/HP)	390 / 530	390 / 530
	Max. torque (Nm)	2.600	2.600
	Emission class	EURO VI e	EURO VI e
<b>WEIGHT</b>	Technically permissible max. weight (kg) <sup>1)</sup>	26.000	26.000
	Mass in running order (kg) <sup>1)</sup>	15.730	15.980
	Payload (kg) <sup>1)</sup>	10.270	10.020
	Tow load with removable ball head (kg)	2.580	2.580
	Permissible max. train weight with removable ball head (kg)	28.580	28.580
<b>DIMENSIONS</b>	Total length (mm)	12.000	12.000
	Total width (mm)	2.550	2.550
	Total height (mm)	3.860	3.860
	Wheel base approx. (mm)	5.800	5.800
	Lounge bench, left (mm)	1.800 x 1.000	1.600 x 850
	Couch, right (mm)	1.400 x 650	Barsitz
	Rear bed (mm)	2.080 x 1.630	2.080 x 1.630
	Drop-down bed (option) (mm)	2.080 x 1.300	2.080 x 1.300
	Rear garage door electric (passage h x w in mm)	1.570 x 2.100	1.570 x 2.100
<b>€</b>	<b>802.600,00 €</b>	<b>853.000,00 €</b>	

Prices in Euro (incl. 20% VAT)

1) see back \*) cars that cannot be towed on request

# GRAND EMPIRE | STANDARD EQUIPMENT

## ENGINE . CHASSIS . SAFETY PACKAGE

	Base vehicle MORELO GRAND EMPIRE	MB Actros 18 t	MB Actros 26 t
ENGINE	Turbo diesel engine, with rear wheel drive	12,8 litres / 390 kW / 530 HP	12,8 litres / 390 kW / 530 HP
	Differential lock	■	■
	Fuel tank in litres	500	500
	Emission class EURO VI e	AdBlue, 60 litres	AdBlue, 60 litres
	Automatized transmission	12-speed	12-speed
	Alternator	28 V / 150 A / 4.200 W	28 V / 150 A / 4.200 W
CHASSIS	Wide tires on front axle	385 / 55 R 22,5	355 / 50 R 22,5
	Tires on rear axle	315 / 60 R 22,5	315 / 60 R 22,5
	Wide tires on steered trailing axle	×	355 / 50 R 22,5
	Alloy rims ALCOA Dura Bright on front and rear axle/axles 22.5"	■	■
	Dual-circuit compressed air brake and reinforced engine brake	■	■
	Disc brakes, on front and rear axle/axles	■	■
	Air suspension on rear axle/axles, with 'lifting and lowering' function	■	■
	Hydraulic leveling jacks with automatic leveling incl. touch panel	■	■
	Compressed air connection behind side skirt flap	■	■
	Additional noise insulation for engine compartment, front side walls and front wheel arches	■	■
Electrical and technical preparation for trailer coupling	■	■	
Breakdown set, with warning triangle, first-aid kit, warning light and wheel chock	■	■	
SAFETY PACKAGE	Electronic anti-lock braking system (ABS)	■	■
	Traction control system (ASR)	■	■
	Electronical Stability Program (ESP)	■	■
	Emergency Brake Assist	■	■
	Active Brake Assist	■	■
	Lane departure warning	■	■
	Roll Control Assist	■	■
	Collision Prevention Assist	■	■
	Active Drive Assist	■	×
	Turning assistant	■	×
	Traffic sign assistant	■	■
	Alertness assistant	■	■
	Cruise control	■	■
	Tire pressure monitoring	■	■
Underride protection	■	■	

■ Standard Equipment    × Not available

**COCKPIT . LIGHTS . STRUCTURE**

COCKPIT	ROYAL driver's cab seats, with integrated seatbelts, leather upholstery, ventilated, air-suspended with lumbar support, heating, armrests
	Roller plissee behind windscreen, electrically activated, darkening blind with privacy screen and sunblind function
	Panoramic windscreen with laminated glass, tinted
	Flush, double-glazed driver's cab side windows, electrically activated
	Air conditioning in driver's cab
	Steering wheel, adjustable in height and angle
	Twin reversing camera with shutter
	Digital camera system Mirror Cam
	Birdview camera set with a separate 7" monitor
	Original interactive multimedia cockpit in partial leather cladding and cupholder
Original Mercedes-Benz navigation system	
Double horn air fanfare	
Sockets, 2 x USB and 4 x 230 V	
Optimized noise insulation of engine compartment and driver's cab area	
LIGHTS	Original Mercedes-Benz LED headlights with headlamp-cleaning system
	Original Mercedes-Benz fog lights
	LED daytime running lights with automatic low/ high beam and cornering lights
	LED rear lights, with chrome ring
STRUCTURE	Side walls and roof are 52 mm thick, 48 mm of which consists of closed-cell RTM hard foam
	Side walls with outer aluminium sheet thickness of 1,4 mm
	Aluminium roof profile rails, with rainwater channels to help keeping side walls clean
	Side walls in alu-RTM-alu sandwich design
	Roof in GRP-RTM-alu sandwich design, hail protection and low heat conductivity
	Underfloor in GRP-RTM-GRP sandwich design, robust, corrosion-free, no timber used
	Cold-bridge-free wall joint technology, using highly compressed rigid PU profiles
	Garage door with electrical unlocking
	Lightning protection, Faraday cage
	Heatable double floor, ca. 480 mm high, side access via external flaps
	"Top Class" entrance door with window, extra large, electric with code lock and remote control, as well as blind and flyscreen
	Interior entrance step, heated and illuminated, with two incorporated pull-out drawers
	LED lighting underneath of roof profile on driver's side, dimmable with remote control
	Exterior entrance step, 3-step, highly robust, illuminated, electrically extendable with safety circuit
	Front and rear wall with fibreglass compound sandwich design, PU foam core
	Genuine glass windows, double-glazed and tinted, collapsible outwards, with pleated blackout blind and flyscreen
	Storage space flaps in RTM technology, perfectly insulated
	LED lighted double floor lockers
	Entirely wood-free exterior structure
	Lateral skirting from highly sturdy fibreglass compound
Outside applications in real glass, black	
Sturdy handle for easy entry, backlighted	
Illuminated MORELO logo on the vehicle front	

# GRAND EMPIRE | STANDARD EQUIPMENT

## LIVING ROOM + BEDROOM . KITCHEN . BATHROOM

### LIVING ROOM + BEDROOM

- Floor covering made from easy-care, high-grade vinyl
- Roof air conditionings for living and sleeping area with infrared remote control
- Double-glazed, panoramic rooflight with flyscreen and pleated blackout blind in the living and sleeping area
- Lighting canopies with LED spots incl. indirect lighting, dimmable
- Rear bed comfortably suspended with multi-zone mattress and "water gel" - topping, with adjustable head part
- Wardrobes with LED lighting
- Seating group with ergonomically shaped ROYAL leather upholstery, comfortable multi-layer design with Diolen padding
- Luxury lounge seating group with ergonomically shaped ROYAL leather upholstery, comfortable multi-layer design with Diolen padding, seat heating and massage function (standard for slide-out only)
- Bar seating group (passenger's side) with pivotable single seat in ROYAL leather upholstery, with lumbar support, armrests, integrated safety belt system, incl. homologation for one additional person (standard for slide-out only)
- Extensible, sturdy table, with extensive sliding range, laminated
- Ceiling-high pull-out cabinet at the entrance, lower part for bottles and upper part as a wardrobe
- Sockets in the living area and in the bedroom
- Wall and ceiling panelling with artificial leather, smooth finishing
- Elegant sliding curtains in the living room and in the bedroom
- ROYAL leather upholstery, in variety of colours and patterns
- Living area carpet in variety of colours

### KITCHEN

- 196 litres domestic refrigerator with freezer compartment, soft insert with door damping and wood decor front
- Built-in compact oven with microwave and grill function
- Nespresso coffee machine with milk frother
- Extractor fan, ventilation / air extraction
- Luxury dishwasher, pull-out underneath cooker
- Mineral material kitchen worktop with seamlessly integrated wash/waste bowl and domestic drains, fully deep drawers
- Induction cooker
- Single-lever mixer tap, chrome
- Drawers with super-soft closing and cutlery insert
- Pull-out waste bin with three removable containers
- LED spots
- Sockets, 3 x 230 V and 1 x USB

### BATHROOM

- Extractor fan, ventilation / air extraction
- Washstand, with seamlessly integrated sink, push open valve and domestic drain
- Extensible single-lever mixer tap in chrome with extension at the washstand
- Soap dispenser, cup holder and pull-out towel bars
- Lighted mirror closet and 230 V socket
- Separate shower, with rain shower and additional handheld shower
- Toilet window, with flyscreen and pleated blackout blind
- Ceramic toilet bowl with ca. 280 litres blackwater tank
- Toilet paper holder and toilet brush
- Spacious wardrobe with LED lighting
- LED spots
- Sockets, 2 x 230 V
- Extensible shower next to the toilet

**SUPPLY . ELECTRONICS . CONTROL PANEL**

SUPPLY	Scheer fuel heating 10/17 kW with multiple circuit system and heat exchanger (flow heater), space-saving installation underneath the vehicle
	Absence of gas supply
	Floor heating in living area and bathroom and driver's cab
	Chromed towel dryer radiator in bathroom, with thermostat control
	Heat regulator in bedroom
	Heat regulator in rear garage
	External shower on the driver's side in the double floor
	Pressure sensors for precise measuring of freshwater, wastewater and blackwater tank levels
	Ca. 410 litres freshwater tank, ca. 280 litres wastewater tank and ca. 280 litres blackwater tank, placed in the heated double floor
	Emptying of wastewater and blackwater tank, via electrical dumping valves with large cross section in heated double floor, underfloor camera and drain hose with bayonet connection
ELECTRONICS	Domestic style wastewater pipes
	Flushing connections for wastewater tank and blackwater tank
	Central pressure water supply
CONTROL PANEL	2 x 230 V sockets in the garage
	2 x 230 V CEE connection on the stainless-steel power box behind the lateral skirt flap
	Sine wave inverter 600 W for refrigerator
	Lithium-iron-phosphate battery 4 x 340 Ah (100% energy withdrawal) combined charger / inverter 2 x 120 A / 2 x 3.000 W, with power sharing, fully automatic battery protection, premium control panel, space-saving, insulated and heated underneath the vehicle inside a stainless steel e-box
	Solar panels with 6 x 130 W maximum power
	Satellite TV system, Oyster V, with 40" LED flat screen TV in overhead glass locker (passenger's side), electrically lowerable, 85 cm dish, fully automatic orientation, multi-user facility via TWIN-LNB and 24" LED flat screen TV in the bedroom (incl. Smart TV function) – further positions on request
	Sound package for satellite TV system consisting of 8 loudspeakers and two subwoofers in the living room, Bluetooth compatible, connection to the radio and TV in the living room
	Sound package for satellite TV system consisting of 4 loudspeakers and subwoofer in the sleeping room, Bluetooth compatible, connection to the TV in the bedroom
	Alarm system
CONTROL PANEL	Central control and monitoring panel, with touch screen
	Shut-off function for on-board electrical system, in case of undervoltage/overheating
	On-board electronics, microprocessor-controlled with BUS technology
	Buttons for switching on/off, lighting, water pump and special equipment, including main switch for all consumers
	Alarm devices, for 'wastewater tank full', 'step extended', 'freshwater tank empty', 'reserve gas bottle in use' and others
	LCD control panel for monitoring of external and internal temperature, external mains supply, parallel battery circuit, battery voltage of the vehicle and leisure batteries
	LCD control panel for monitoring of wastewater and freshwater tank levels, gas level, charging and discharge current, date and time with alarm clock

## CHASSIS . STRUCTURE . LIVING ROOM + BEDROOM

	Item / Weight <sup>1</sup>	all models	
<b>CHASSIS</b>	018121 / 50	Removable trailer coupling (incl. electrical and technical preparation for trailer coupling), see technical data for tow load	3.115,00 €
	018122 / 47	Trailer coupling (incl. electrical and technical preparation for trailer coupling), see technical data for tow load	2.610,00 €
<b>STRUCTURE</b>	037091 / 02	Blind angle camera passenger's side with 10" monitor	2.110,00 €
	022030 / 60	Electrically operated roof awning 6,0 m, with LED lighting, dimmable with remote control	3.320,00 €
	022031 / 84	Electrically operated roof awning 2 x 4,0 m, with LED lighting, dimmable with remote control (for GRAND EMPIRE 100)	6.345,00 €
	022032 / 94	Electrically operated roof awning 5,0 m and 4,0 m LED lighting, dimmable with remote control (for GRAND EMPIRE 110)	6.445,00 €
	022033 / 104	Electrically operated roof awning 6,0 m and 4,0 m LED lighting, dimmable with remote control (as from GRAND EMPIRE 118)	6.545,00 €
	022034 / 44	Electrically operated roof awning 4,0 m, above slide out with LED lighting, dimmable with remote control	3.215,00 €
	020484 / 50	Bicycle elevator for two bicycles with charging socket for e-bikes (not for GRAND EMPIRE 100, for GRAND EMPIRE 110 not in combination with optional built-in wardrobe in sleeping room rear wall)	3.215,00 €
	020131 / 04	Lashing rail package with 3 additional lashing rails incl. 3 lashing eyes each in rear garage, each on driver's and passenger's side	795,00 €
	037500 / 07	Furniture safe with electronic locking, motor-driven locking system, 8,3 l volume	455,00 €
	021031 / 03	Parking sensors in the rear bumper	960,00 €
<b>LIVING ROOM + BEDROOM</b>	052213 / 54	Electrically activated drop-down bed (instead of front overhead lockers)	2.715,00 €
	036258 / 05	Multizone mattress and "watergel" topping incl. comfort bed suspension for drop-down bed	655,00 €
	036338 / 13	Rear bed with lying surface over the entire width, with overhead lockers like in L-version	2.310,00 €
	036339 / 15	Rear bed with lying surface over the entire width with built-in wardrobe in sleeping room rear wall	3.320,00 €
	051890 / 05	Luxury lounge seating group with ergonomically shaped ROYAL leather upholstery, comfortable multi-layer design with Diolen padding and massage function (only in combination with optional bar seating group, standard for slide-out)	10.075,00 €
	051980 / 02	Bar seating group (passenger's side) with pivotable single seat in ROYAL leather upholstery, with lumbar support, armrests, leather upholstery, incl. homologation for one additional person (standard for slide-out)	3.320,00 €
	035984 / 45	Seat belts for 2 persons on multifunctional seating bench (not for slide-out models and not in combination with luxury lounge)	1.100,00 €
	036314 / 42	Spacious built-in wardrobe with clothes rail in the sleeping room rear wall (not for GRAND EMPIRE 100; for GRAND EMPIRE 110 not in combination with optional bicycle elevator)	1.200,00 €
	045295 / 22	Double pull-out cabinet at the entrance, top one with shelves instead of wardrobe	755,00 €
	045291 / 12	Double pull-out cabinet at the entrance, top one with glasses instead of wardrobe	755,00 €
	043470 / 08	SILWY glass assortment: magnetic wine and sparkling wine glasses in the dinette upper cabinet and coffee cups, whisky and water glasses in the kitchen upper cabinet, 4 of each with MORELO logo (instead of the standard)	1.100,00 €

Prices in Euro (incl. 20% VAT)

<sup>1)</sup> weight in kg

Images and descriptions may contain options that are subject to surcharge.

# GRAND EMPIRE | SPECIAL EQUIPMENT


## KITCHEN . BATHROOM . ELECTRONICS . SUPPLY . SERVICE

	Item / Weight <sup>1</sup>	all models	
KITCHEN	043017 / 20	200 litre household refrigerator with 60 litre freezer compartment, room-high instead of standard refrigerator (no drawer under refrigerator, compact oven installed in wardrobe next to refrigerator)	2.005,00 €
BATHROOM	036197 / 44	Luxury bathroom with separate toilet area, window and mini heki (not for GRAND EMPIRE 119)	3.215,00 €
	036025 / 06	Raised toilet seat (ca. 50 mm) for fixed-tank toilets	455,00 €
ELECTRONICS	037175 / 18	Additional solar panels, with 2 x 130 W maximum power (for GRAND EMPIRE 110)	2.210,00 €
	037176 / 36	Additional solar panels, with 4 x 130 W maximum power (as from GRAND EMPIRE 118)	3.925,00 €
	031909 / 01	Additional USB socket (specify exact position)	260,00 €
	031904 / 02	Combination socket 12 V, TV / outside TV connection (in the electrical compartment)	425,00 €
	031905 / 02	Combination socket 12 V, TV / outside signal feed (in the electrical compartment)	425,00 €
	037301 / 05	LTE-WiFi router with DualSIM	2.310,00 €
	044103 / 05	Dyson vacuum cleaner V8 Absolut	855,00 €
SUPPLY	034225 / 01	Central filter unit for cleaning and decalcifying the freshwater supply	1.100,00 €
	035990 / 05	Greywater pump for transfer of waste water into the blackwater tank	1.100,00 €
	018145 / 02	Bluetooth box for precise measuring of levels	755,00 €
	034213 / 20	Freshwater tank ca. 560 litres, if sufficient space	960,00 €
	018604 / 15	Diesel auxiliary heating, with continuous heating via heat exchanger (5.200 W) incl. timer (not in combination with item no. 018603)	3.820,00 €
	018603 / 15	Original Mercedes-Benz Actros hot-water auxiliary heating in the driver's cab with switch-off after 11 hours (not in combination with item no. 018604)	6.445,00 €
	023107 / 100	2.800 W diesel generator with noise insulating cover, fixed installation (as from GRAND EMPIRE 110)	17.435,00 €
SERVICE	020389 / 0	High-performance paint coating on ceramic basis for optimal paint protection of the side walls, front and rear. Optimal vehicle care and value preservation.	4.830,00 €
	020382 / 0	Wax-based anti-corrosion coating for optimal rust protection of the chassis and the underbody	2.620,00 €
	090000 / 0	Vehicle delivery at the factory, with extensive briefing in German language and: handover inspection, diesel tank and gas filling, vouchers of 100,00 €, MORELO towel set, 1 x MORELO umbrella, 2 x MORELO cap, factory tour	2.510,00 €

Prices in Euro (incl. 20% VAT)

<sup>1)</sup> weight in kg







## ALDE COMPACT 3030 PLUS: HEATING COMFORT AT A NEW LEVEL

**Showering pleasure without worrying about running out of hot water.**

We make sure you do not get a cold surprise: The new ALDE Compact 3030 PLUS is a space- and weight-saving hot-water gas central heating system with a built-in heat exchanger. This heat exchanger supplies hot water continuously thanks to the booster function. As of model year 2024, the ALDE Compact 3030 PLUS will be installed as standard at MORELO.

- + No waiting for boiler to heat up
- + 5,500 W of power
- + Continuous hot water at approx. 4 l/min
- + 10 l hot water tank
- + Maximum comfort
- + Increased efficiency

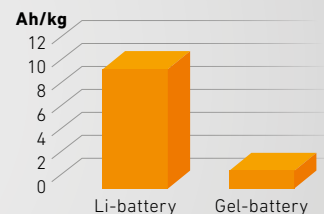


## 340 AH LITHIUM IRON PHOSPHATE BATTERY – THE NEW GENERATION

**When it comes to self-sufficiency, a powerful power supply plays a central role.**

Therefore, give your MORELO a lot of power: Compared to conventional gel batteries, the Nomia 12V340Ah lithium iron phosphate battery offers enormous weight and space savings. The energy density is seven times higher than that of a standard 160 Ah gel battery.

- + Low maintenance
- + Fast charging
- + Safe lithium technology
- + High discharge current
- + Low weight
- + Low self-discharge



# POSSIBLE VEHICLES FOR TRANSPORT IN THE GARAGE

## MORELO GARAGE MATRIX

	smart fortwo <sup>1</sup>	Volkswagen up!	Fiat 500	SEAT Mii	Škoda Citigo	Citroën C1	Hyundai i10	MINI Cooper (S)	Audi A1	Audi R8	Mercedes-Benz SLK	Mercedes-Benz AMG GT	Porsche 911	Maserati MC20
<b>LOFT LINER</b>														
100 GQ	✓	×	✓	×	×	✓	✓	×	×	×	×	×	×	×
<b>PALACE</b>														
88 GQ	✓	×	×	×	×	×	×	×	×	×	×	×	×	×
90 G	✓	×	×	×	×	×	×	×	×	×	×	×	×	×
<b>PALACE LINER</b>														
95 GB	✓	×	×	×	×	×	×	×	×	×	×	×	×	×
99 GSB	✓	×	×	×	×	×	×	×	×	×	×	×	×	×
103 GSB	×	✓	✓	✓	✓	✓	✓	×	×	×	×	×	×	×
110 GSB <sup>2</sup>	×	✓	✓	×	×	×	×	✓	✓	×	×	×	×	×
<b>EMPIRE LINER</b>														
100 GB / GO	✓	×	×	×	×	×	×	×	×	×	×	×	×	×
110 GSB / GSO <sup>2</sup>	✓ <sup>4</sup>	✓	✓	✓	✓	✓	✓	✓	×	×	×	×	×	×
118 GSB / GSO <sup>2</sup>	✓	✓	✓	✓	✓	✓	✓	✓	×	×	×	×	×	×
<b>GRAND EMPIRE</b>														
100 GB / GO	✓	×	×	×	×	×	×	×	×	×	×	×	×	×
110 GSB / GSO <sup>2</sup>	✓	✓	✓	✓	✓	✓	✓	✓	×	×	×	×	×	×
118 GSB / GSO <sup>2</sup>	✓	✓	✓	✓	✓	✓	✓	✓	×	×	×	×	×	×
119 GSB / GSO <sup>2,3</sup>	(✓)	(✓)	(✓)	(✓)	(✓)	(✓)	(✓)	(✓)	×	✓	✓	✓	✓	✓
120 GSB / GSO <sup>2</sup>	✓	✓	✓	✓	✓	✓	✓	✓	×	×	×	×	×	×

1) Only with combustion engine, electric Smart cars only on request 2) Model can be combined with bicycle lift

3) Incl. sports car plateau 4) Only on Actros

### OVERVIEW OF POSSIBLE VEHICLES FOR TRANSPORT IN THE GARAGE

Why should your mobility stop at the campsite? Would it not be better if it was just the starting point? This is a piece of luxury you can enjoy by taking your vehicle with you.

Via two sturdy vehicle ramps, a powerful winch pulls your car securely and precisely into the rear garage – and of course back out again. The electromechanical locking system of the rear panel can be operated at the touch of a button.

MORELO can only guarantee a perfect fit of the garage system following an individual inspection. Your MORELO dealer will be pleased to provide you with the required form.

In order to be able to comfortably load a car, it is necessary to have a way of permanently disconnecting the force closure. This can be done, for example, by shifting to the neutral position or by using the emergency unlocking of the automatic transmission.



**MORELO**  
FIRST CLASS REISEMOBILE

**MORELO Reisemobile GmbH** · Helmut-Reimann-Straße 2 · D-96132 Schlüsselfeld · Fon: +49 (0) 95 52 - 9296 00 · [www.morelo-reisemobile.de](http://www.morelo-reisemobile.de)

Subject to technical changes and errors. Please note that some of the illustrations in this catalogue show alternative designs or optional extra fittings, which would incur additional costs.

Variations in colour may arise during printing. This document, including extracts thereof, may only be reproduced with the written permission of MORELO Reisemobile GmbH.

The prices listed for vehicles and extras apply to their purchase and licensing in Germany. They are given in Euro and include VAT at 20%. We reserve the right to adjust prices accordingly in the event of VAT increases during the delivery period. All prices represent nonbinding recommendations ex works. Price changes for basic vehicles will cause price adjustments based on the additional price for the basic vehicle. The prices for extras are only valid if they are fitted in the factory and scheduled in due time. Retrofitted extras will incur additional material and assembly costs.

Prices include ancillary costs for pre-shipment of the chassis and TÜV certification. Transport costs to abroad or foreign registration costs are not included.

We reserve the right to make technical modifications, providing overall product quality is maintained or improved and there is no restriction in terms of the designated use.

**This price list applies to orders as from the 1st of April 2023.** All previous price lists will cease to be valid. Errors and omissions excepted.

<sup>1</sup>The mass of the vehicle in running order includes: driver (75 kg), full fuel tank, 100 litres of fresh water, full gas bottles and the tool kit. The fitting of extras and accessories may alter the weight and dimensions. All dimensions and weights are based on the knowledge available at the time of going to print.

Deviations of +/- 5% are possible and deemed acceptable.

made with  by BRANDORT